



COUNTY OF KAUA'I

CONSOLIDATED PLAN 2015-2020

FOR PROGRAM YEARS JULY 1, 2015 THROUGH JUNE 30, 2020

April 2015

Prepared By:
Kaua'i County Housing Agency
4444 Rice Street, Suite 330
Līhu'e, Kaua'i, Hawai'i 96766



Executive Summary

ES-05 Executive Summary - 24 CFR 91.200(c), 91.220(b)

1. Introduction

The County of Kaua'i (County) is required to submit a Consolidated Plan to the U.S. Department of Housing and Urban Development (HUD) to receive federal Community Development Block Grant (CDBG) program funds. The purpose of the Consolidated Plan is to ensure that jurisdictions receiving federal assistance develop a plan on how to invest federal funds to address the needs of low- and moderate-income families.

The Consolidated Plan combines the planning and application requirements of four HUD programs into a single plan. The four formula programs covered by a Consolidated Plan include CDBG, HOME Investment Partnerships Program (HOME), Emergency Shelter Grants (ESG) Program, and Housing Opportunities for Persons with Aids (HOPWA).

The County of Kaua'i is a Participating Jurisdiction for the CDBG program and receives CDBG allocations directly from HUD. The overall goal of CDBG is to develop viable communities, principally for low- and moderate-income persons, by providing decent housing, a suitable living environment, and expanding economic opportunities.

The County of Kaua'i is a State Recipient for the HOME program and receives HOME allocations as a pass-through from the State of Hawai'i. The overall goal of HOME is to expand the supply of decent, safe, sanitary, and affordable housing for very low- and low-income households.

The ESG and HOPWA programs are administered by the State of Hawai'i through the Homeless Programs Office (HPO). HPO provides ESG and HOPWA funding directly to recipient organizations that are approved by HPO to receive and expend these grants.

2. Summary of the objectives and outcomes identified in the Plan Needs Assessment Overview

The Consolidated Plan addresses three principle areas of need: Housing and Special Needs Housing, Homeless, and Community Development needs. The Consolidated Plan fulfills four major functions, to serve as:

- 1) A planning document for the County of Kaua'i, developed through a community needs assessment and consultation process;

- 2) An application for federal funds under HUD formula programs including CDBG, HOME, ESG and HOPWA;
- 3) A strategy to be followed when using HUD formula programs to address priorities in areas of housing, homeless, and community development for low- and moderate-income families; and
- 4) A five-year Action Plan that provides HUD and the County with a basis for measuring progress and assessing performance.

Based on the intent when funding, an activity will have one of three low-mod objectives:

Suitable Living Environment – activities are designed to benefit communities, families or individuals by addressing their living environment.

Decent Housing – activities are designed to cover housing programs to meet individual family or community needs.

Creating Economic Opportunities – applies to the types of activities related to economic development, commercial revitalization, or job creation.

Once an objective is selected for an activity, an outcome will be selected from three categories:

Availability/Accessibility – this outcome category applies to activities that make services, infrastructure, public facilities, housing or shelter available or accessible to low- and moderate-income people, including those with disabilities.

Affordability – this outcome category applies to activities that provide affordability to low- and moderate-income people through creating, improving, or maintaining affordable housing, basic infrastructure, or services for transportation.

Sustainability – this outcome category applies to projects that are aimed at improving communities and neighborhoods by making them livable or viable for low- and moderate-income persons.


3. Evaluation of past performance

The County of Kaua'i Housing Agency has effectively administered the CDBG grant for more than three decades and has been successful in implementing activities that meet the four priority concerns by the Department of Housing and Urban Development (HUD): housing and special needs housing, homelessness, community development, and fair housing.

4. Summary of citizen participation process and consultation process

The County's Citizen Participation Plan describes the policies and procedures for citizen participation in the administration of the CDBG program. The plan seeks to involve citizen participation, especially among persons in lower income groups. Attached is the County's Citizen Participation Plan.

CITIZEN PARTICIPATION PLAN




COUNTY OF KAUA'I

A PLAN FOR CITIZEN INPUT IN THE ADMINISTRATION OF CERTAIN
COMMUNITY PLANNING AND DEVELOPMENT PROGRAMS
FOR THE
U.S. DEPARTMENT OF HOUSING AND URBAN DEVELOPMENT

REVISED FEBRUARY 2015

Prepared by: County of Kaua'i
Kaua'i County Housing Agency
4444 Rice Street, Suite 330
Lihu'e, Kaua'i, Hawai'i 96766

Approved by:


Bernard P. Carvalho, Jr.
Mayor

4/13/15
Date

COUNTY OF KAUAI
CITIZEN PARTICIPATION PLAN

I. PURPOSE OF CITIZEN PARTICIPATION PLAN

HUD's consolidated planning process requires the County to follow a Citizen Participation Plan, which describes the County's policies and procedures for citizen participation in the administration of the Community Development Block (CDBG) Grant Program. The Citizen Participation Plan seeks to involve citizen participation, especially among persons in lower income groups.

The Citizen Participation Plan permits all citizens, (especially those likely to be affected and, in particular, residents of slum and blighted areas and in very low and low income neighborhoods in which program funds are proposed to be used) to express their needs. The following presents the County's Citizen Participation Plan which incorporates existing citizen participation requirements as well as new requirements.

II. SCOPE OF CITIZEN PARTICIPATION

Citizens are encouraged to participate in the development of the Consolidated Plan (CP), and any substantial amendments to the CP. Citizens will be offered the opportunity to participate at all stages of CP development. Participation will include the assessment of community needs and priorities for the CP, and the opportunity to comment on the draft CP, Annual Action Plans, and Consolidated Annual Performance and Evaluation Reports. Comments timely received will be considered and modifications will be made according to the goals and objectives of the CP.

A. Development of the Consolidated Plan

Prior to the adoption of the CP, the County will notify the public of the availability of a thirty (30) day comment period for the draft CP and will hold a public hearing to accept written or oral comments. A public notice will be published in a newspaper of general circulation and posted on the County's website at www.kauai.gov. The public notice will provide the following information;

1. A summary of the proposed priorities that will be established during the five-year CP for the use of CDBG grant funds;
2. Where copies of the draft CP are available for public viewing or may be obtained;

3. The deadline for submitting public comments;
4. The location, date and time of the public hearing (which shall be held at a location that is accessible to persons with disabilities and at a time and location convenient to the public and units of local government;
5. How persons with special needs may request reasonable accommodations to participate in the hearing; and
6. Phone numbers for interested citizens to call if they have questions.

B. Amendments to the Consolidated Plan

1. Criteria for Amendment to the CP. Changes or amendments to the CP will occur if the County determines any change as substantial, such as:
 - a change in allocation of priorities to the Consolidated Plan;
 - a change in method for the distribution of funds;
 - a significant change in the dollar allocation (more than 50% of the original fund amount);
 - adding a new activity, using funds from any program covered by the Consolidated Plan (including program income) not previously described in the Action Plan; and
 - a change in the purpose, scope, location, or beneficiaries of an activity.
2. Public Notice for Substantial Amendments. The County will publish a public notice in a newspaper of general circulation requesting comments on the proposed substantial changes or amendments to the CP. The County will accept comments for a thirty (30) day period.
3. Public Comments. A summary of these comments, and a summary of any comments or views not accepted, and the

reasons therefore, will be attached to the substantial amendments to the Consolidated Plan.

4. Disasters. An amendment to the CP in response to a disaster will not be considered to be a substantial amendment. Due to the immediate urgency of a disaster situation, the County will publish a notice at a later date to inform its citizens of a reallocation of funds.

C. Annual Action Plan – Activities to be Undertaken

The County will publish a public notice in a newspaper of general circulation announcing the availability of CDBG program funds and applications for CDBG grant funds. Three (3) public hearings at locations on east, central, and west Kaua'i will be conducted by the Kaua'i County Housing Agency for the purpose of furnishing citizens with information and opportunities to comment on:

1. Amount of funds available for proposed community development and housing activities;
2. Estimated amount of funds to be used for activities that will benefit very low and low income persons;
3. The range of activities that may be undertaken;
4. The County's plan for minimizing displacement of persons as a result of activities assisted with program funds and for assisting persons actually displaced;
5. Tentative schedule and deadline for the community to submit proposals, when applicable; and
6. Description of the CDBG application selection criteria and process.

Prior to submitting the Annual Action Plan to HUD, the County will afford citizens the opportunity of a 30-day comment period on the CDBG activities being recommended for funding. The public notice will provide a summary of the proposed activities and funding, and will be published in a newspaper of general circulation. A public hearing will be held to accept written or oral comments during the 30-day comment period.

D. Review of Program Performance:

The County will provide an opportunity for citizens to comment on the Consolidated Annual Performance and Evaluation Report (CAPER). A public notice will appear in a newspaper of general circulation providing a minimum of 15-day comment period for the CAPER. The County will consider any written comments received at the following address:

Kaua'i County Housing Agency
Pi'ikoi Building
4444 Rice Street, Suite 330
Lihu'e, Kaua'i, Hawai'i 96766

A summary of these comments or views will be attached to the CAPER when it is submitted to HUD.

III. Technical Assistance

Technical assistance will be provided to individuals, citizens, organizations and groups representing very low and low income persons in the following manner:

- A. Upon request to the Kaua'i County Housing Agency; and
- B. Technical assistance sessions on program requirements, development of proposals and the details of ranking and selection of projects.

Assistance may also be in the form of informal staff presentations, informational hand-outs, research of specific issues and concerns, or other short-term efforts.

IV. SPECIAL NEEDS GROUPS

All public hearings and workshops will be located in buildings to afford accessibility by persons with disabilities. Special accommodations for the handicapped, including those with vision and hearing impairments (i.e. large print, taped materials, sign language interpreters for non-English speaking residents will be available upon written request ten (10) working days prior to the public hearing date, to the Kaua'i County Housing Agency.

V. PUBLIC COMMENTS, COMPLAINTS & GRIEVANCES

The County will provide a timely written response to every written complaint or grievance with fifteen (15) working days, where practical. All written comments, objections and complaints shall be addressed to:

Housing Director
Kaua'i County Housing Agency
4444 Rice Street, Suite 330
Lihu'e, Kaua'i, Hawai'i 96766

VI. USE OF THE CITIZEN PARTICIPATION PLAN

The County will follow its Citizen Participation Plan.

In developing the Consolidated Plan and Action Plan, a series of public hearings were held to solicit input on community development, affordable housing and homeless needs for the Plan. Public hearing notices were published in The Garden Island Newspaper. In November 2014, three public workshops were conducted at various locations on the island not only to receive input but also to provide information on CDBG grant eligibility and the application process.

On November 3, 2014, KCHA and the State of Hawaii, Hawaii Housing Finance Development Corporation (HHFDC) held a joint hearing. A commenter noted that more rental housing units are needed, along with landlords who accept HUD subsidies. The commenter noted that landlords do not want to deal with HUD, since changes to Fair Market Rents make it difficult for landlords to deal with their tenants; for this reason, households with HUD Section 8 have difficulty finding units or landlords who will rent to them.

In March 2015, KCHA published a public notice to solicit written comments on the draft Consolidated Plan and PY2015 CDBG and HOME Action Plans.

In April 2015, KCHA held a public hearing at the Lihue Civic Center, Pi'ikoi Building to solicit comments during a 30-day comment period for the draft Consolidated Plan, draft Action Plan and Citizen Participation Plan.

Copies of the draft plans were made available for review at the Housing Agency and online at the County's website at www.kauai.gov.

6. Summary of comments or views not accepted and the reasons for not accepting them

Not applicable.

7. Summary

The County utilized www.kauai.gov website to publish a notice and invite the public to participate in the needs assessment survey. For the first time, the County created an online survey and issued email blasts to solicit participation. The County also printed and mailed hard copy assessments.

The County received valuable input from private and public organizations to assess community needs. The prioritization of federal funds for housing and special housing needs, homeless services and facilities, public services, public facility improvements, and economic development is a reflection of this input.

The Process

PR-05 Lead & Responsible Agencies 24 CFR 91.200(b)

1. Describe agency/entity responsible for preparing the Consolidated Plan and those responsible for administration of each grant program and funding source

The following are the agencies/entities responsible for preparing the Consolidated Plan and those responsible for administration of each grant program and funding source.

Agency Role	Name	Department/Agency
CDBG Administrator	KAUAI COUNTY	Housing Agency

Table 1 – Responsible Agencies

Narrative

The County of Kaua'i Housing Agency is a Participating Jurisdiction for the CDBG program and receives CDBG allocations directly from HUD. The County of Kaua'i is a State Recipient for the HOME program and receives HOME allocations as a pass-through from the State of Hawai'i. ESG and HOPWA programs are administered by the State of Hawai'i through the Hawai'i Public Housing Authority (HPHA).

Note: While we strive to honor traditional Hawaiian values and the Hawaiian language, limitations of current technology did not allow us to use the diacritic mark, *kahako*. Exclusion of the diacritic mark is not a result of carelessness or disrespect. When possible, the *okina*, has been utilized.

Consolidated Plan Public Contact Information

Kerrilyn Barros

4444 Rice Street, Suite 330

Lihue, HI 96766 PHONE: (808) 241-4435

PR-10 Consultation - 91.100, 91.200(b), 91.215(l)

1. Introduction

Kaua'i County Housing Agency (KCHA) has administrative responsibility for the CDBG program and the implementation of the five-year Consolidated Plan, Annual Action Plan, and Consolidated Annual Performance and Evaluation Report. KCHA works with a variety of public agencies and non-profit organizations to ensure that benefits from the CDBG program are delivered to the community.

Provide a concise summary of the jurisdiction's activities to enhance coordination between public and assisted housing providers and private and governmental health, mental health and service agencies (91.215(l)).

To enhance coordination between public and assisted housing providers, the Housing Director participates in monthly meetings with other directors from U.S. Department of Agriculture (USDA), Hawai'i Housing, Finance, & Development Corporation (HHFDC), Hawai'i Public Housing Authority (HPHA), U.S. Department of Housing and Urban Development (HUD), U.S. Department of Hawaiian Home Lands (DHHL), Office of Hawaiian Affairs (OHA), Native American Housing Assistance and Self Determination Act (NAHASDA), City & County of Honolulu, Maui and Hawai'i County Housing divisions. The Housing Director also attends weekly meetings with department heads from Kaua'i County to coordinate with planning, economic development, aging, public safety, parks, public works, and other County officials. Other housing staff members participate in meetings and serve on various committees involving: fair housing; Section 8 eviction hearings; Workforce Investment Board; and CDBG & HOME programs. CDBG staff members partner and collaborate with various state health agencies and community organizations, such as: State of Hawai'i Adult Mental Health, Vocational Rehabilitation, and Developmental Disabilities; Easter Seals of Hawai'i, EPIC 'Ohana, Young Life Capernum, Malama Pono Health Services, Hoola Lahui, and more. Consultations are available on a year-round basis with diverse providers that service the low- and moderate-income populations on Kaua'i.

Describe coordination with the Continuum of Care and efforts to address the needs of homeless persons (particularly chronically homeless individuals and families, families with children, veterans, and unaccompanied youth) and persons at risk of homelessness

The State of Hawai'i Department of Human Services (DHS) and Homeless Programs Office (HPO) contractually requires all homeless provider agencies funded by state and/or federal resources to participate in their respective County's Continuum of Care (CoC) for collaboration and input into community planning efforts. These agencies provide outreach, emergency/transitional shelters, permanent supportive housing, rapid re-housing, homeless prevention, Housing First Program, and other support services. These programs serve the following populations: chronic substance abuse; persons with HIV/AIDS; victims of domestic violence; and unaccompanied youth.

Bridging the Gap (BTG) is a geographically-based group of relevant stakeholder representatives that carries out the planning responsibilities of the CoC programs and the goal to end homelessness. BTG is the union of three (3) rural county chapters:

- 1) Kaua'i Community Alliance (Kaua'i Chapter of BTG)
- 2) Community Alliance Partners (Hawai'i Island Chapter of BTG)
- 3) Maui Homeless Alliance (Maui Chapter of BTG)

Members of the local chapters collectively convene at least twice annually for general membership meetings. Because of the non-contiguous nature of each island, the meetings are conducted via electronic means (webinar, video teleconference, teleconference, or other generally available technologies).

The SOH HPO convenes the statewide Continuum of Care meeting every other month. Members of the group include the chairperson of each local chapter and a respective county government representative. The statewide planning body collaborates on priorities, strategic planning and resources. The group also takes an expanded role of advising the state on funding priorities and legislative initiatives.

In accordance with the HEARTH Act, BTG works to use multiple resources to prevent homelessness or quickly rehouse homeless individuals and families while minimizing trauma and dislocation. BTG mandates collaboration among providers, promotes access to homeless assistance programs, encourages effective utilization of mainstream programs especially for special populations, and strives to optimize self-sufficiency among individuals and families experiencing homelessness or at-risk of homelessness.

Describe consultation with the Continuum(s) of Care that serves the jurisdiction's area in determining how to allocate ESG funds, develop performance standards and evaluate outcomes, and develop funding, policies and procedures for the administration of HMIS

Bridging the Gap, in collaboration with DHS/HPO, the ESG program administrator, initially opted to divide the ESG award in near equal amounts between the shelter operations and homelessness prevention/rapid re-housing (HPRP) components. However, BTG elected to allocate the most recent ESG grant by apportioning forty percent (40%) to emergency shelter operations and sixty percent (60%) to homelessness prevention and rapid re-housing activities. This allocation formula reflects BTG's greater emphasis on rapid re-housing and helping people to quickly regain stability in permanent housing after experiencing a housing crisis and homelessness. Homelessness prevention and rapid re-housing activities include financial assistance for rents, security deposits and utilities, and housing relocation and stabilization services. BTG elected to allocate HPRP funds to one agency each in Maui, Kaua'i and Hawai'i counties.

In recent years, neighbor island representatives have become much more engaged in planning, advocacy, and data committee activities in conjunction with Partners In Care (PIC), the O'ahu Continuum

of Care. Currently, BTG and PIC are collaborating to purchase and implement a new Homeless Management Information System (HMIS) solution to comply with HUD's data standards. Additionally, BTG has adopted a formal HMIS Security and Privacy Plan and a Policies and Procedures Manual which include security policies that detail how data is secured in HMIS; data sharing policies that detail with whom data is shared and for what purposes; and use access to HMIS. A formal data quality plan has also been adopted to define what constitutes a record for each program type; and determines timeliness, completeness and accuracy standards.

Moreover, data-driven performance standards are being updated and refined. These enhancements will allow the CoCs to utilize outcome measures to determine funding levels for applicants. HPO is in the process of developing a means to transform state funding determinations to more concisely reflect performance standards and performance based funding as HUD. While these systemic changes will take time to fully implement, the mechanisms to achieve and maintain progress have been executed. To further promote collaboration among the CoC bodies, a portion of each Bridging the Gap meeting is set aside for the PIC chair and City and County of Honolulu representative to share information. This allows for discourse on legislative, advocacy, policy and data issues being addressed statewide. Additionally, many more neighbor island participants have requested placement on the PIC mailing list so that they can keep their agencies and their counties up-to-date, especially on state government issues during the legislative session. These efforts are building toward a greater sense of community across the state for homeless service providers, and thus, a more cohesive approach to our statewide infrastructure.

BTG has also benefitted greatly from recent HUD technical assistance with HMIS, performance measures, evaluation criteria, CoC operations, and guidance in creating policies and procedures.

2. Describe Agencies, groups, organizations and others who participated in the process and describe the jurisdictions consultations with housing, social service agencies and other entities

Table 2 – Agencies, groups, organizations who participated

1	Agency/Group/Organization	KAUAI HOUSING DEVELOPMENT CORP
	Agency/Group/Organization Type	Housing
	What section of the Plan was addressed by Consultation?	Housing Need Assessment Public Housing Needs Homelessness Strategy Homeless Needs - Chronically homeless Homeless Needs - Families with children Homelessness Needs - Veterans Homelessness Needs - Unaccompanied youth
	How was the Agency/Group/Organization consulted and what are the anticipated outcomes of the consultation or areas for improved coordination?	Participated in online 2015-2020 COK Housing Agency Consolidated Plan Needs Survey to provide input as a non-profit housing developer.
2	Agency/Group/Organization	HOOLA LAHUI HAWAII
	Agency/Group/Organization Type	Services - Housing Services-Children Services-Elderly Persons Services-Persons with Disabilities Services-Persons with HIV/AIDS Services-Victims of Domestic Violence Services-homeless Services-Health Services-Education Services-Employment Services - Victims
	What section of the Plan was addressed by Consultation?	Housing Need Assessment Homelessness Strategy Homeless Needs - Chronically homeless Homeless Needs - Families with children Homelessness Needs - Veterans Homelessness Needs - Unaccompanied youth Non-Homeless Special Needs
	How was the Agency/Group/Organization consulted and what are the anticipated outcomes of the consultation or areas for improved coordination?	Participated in online 2015-2020 COK Housing Agency Consolidated Plan Needs Survey to provide input as a service provider.

3	Agency/Group/Organization	MALAMA PONO KAUAI HEALTH SERVICES
	Agency/Group/Organization Type	Services-Persons with HIV/AIDS
	What section of the Plan was addressed by Consultation?	Homeless Needs - Families with children Homelessness Needs - Unaccompanied youth Non-Homeless Special Needs
	How was the Agency/Group/Organization consulted and what are the anticipated outcomes of the consultation or areas for improved coordination?	Participated in online 2015-2020 COK Housing Agency Consolidated Plan Needs Survey to provide input as a service provider.
4	Agency/Group/Organization	DEPARTMENT OF HAWAIIAN HOME LANDS
	Agency/Group/Organization Type	Housing Other government - State
	What section of the Plan was addressed by Consultation?	Housing Need Assessment Homelessness Strategy Homeless Needs - Chronically homeless Homeless Needs - Families with children Homelessness Needs - Veterans Homelessness Needs - Unaccompanied youth
	How was the Agency/Group/Organization consulted and what are the anticipated outcomes of the consultation or areas for improved coordination?	Participated in online 2015-2020 COK Housing Agency Consolidated Plan Needs Survey to provide input as a housing/homeownership government agency for Native Hawaiians.
5	Agency/Group/Organization	ST. CATHERINE SCHOOL
	Agency/Group/Organization Type	Services-Children Services-Education
	What section of the Plan was addressed by Consultation?	Homeless Needs - Families with children Homelessness Needs - Unaccompanied youth Non-Homeless Special Needs
	How was the Agency/Group/Organization consulted and what are the anticipated outcomes of the consultation or areas for improved coordination?	Participated in online 2015-2020 COK Housing Agency Consolidated Plan Needs Survey to provide input as an educational institution for children preschool - 8th grade.
6	Agency/Group/Organization	CONTRACTORS ASSOCIATION OF KAUAI
	Agency/Group/Organization Type	Housing Business Leaders

	What section of the Plan was addressed by Consultation?	Housing Need Assessment Market Analysis
	How was the Agency/Group/Organization consulted and what are the anticipated outcomes of the consultation or areas for improved coordination?	Participated in online 2015-2020 COK Housing Agency Consolidated Plan Needs Survey to provide input as a trade or professional organization.
7	Agency/Group/Organization	KUPU A'E, KAUAI TEAM CHALLENGE INC.
	Agency/Group/Organization Type	Services-Children Business and Civic Leaders Services-Neighborhood Residents, Substance Abuse
	What section of the Plan was addressed by Consultation?	Non-Homeless Special Needs
	How was the Agency/Group/Organization consulted and what are the anticipated outcomes of the consultation or areas for improved coordination?	Participated in online 2015-2020 COK Housing Agency Consolidated Plan Needs Survey to provide input as a service provider.
8	Agency/Group/Organization	WORKFORCE DEVELOPMENT DIVISION
	Agency/Group/Organization Type	Services-Employment Other government - State
	What section of the Plan was addressed by Consultation?	Economic Development Market Analysis
	How was the Agency/Group/Organization consulted and what are the anticipated outcomes of the consultation or areas for improved coordination?	Participated in online 2015-2020 COK Housing Agency Consolidated Plan Needs Survey to provide input as a government/state employment agency.
9	Agency/Group/Organization	COUNTY OF KAUAI OFFICE OF ECONOMIC DEVELOPMENT
	Agency/Group/Organization Type	Other government - County Business and Civic Leaders
	What section of the Plan was addressed by Consultation?	Housing Need Assessment Public Housing Needs Homelessness Needs - Veterans Non-Homeless Special Needs Economic Development Market Analysis

	How was the Agency/Group/Organization consulted and what are the anticipated outcomes of the consultation or areas for improved coordination?	Participated in online 2015-2020 COK Housing Agency Consolidated Plan Needs Survey to provide input as a government/county economic development division.
10	Agency/Group/Organization	KIDS SCHOOL
	Agency/Group/Organization Type	Services-Children Services-Education
	What section of the Plan was addressed by Consultation?	Homeless Needs - Families with children Non-Homeless Special Needs Market Analysis
	How was the Agency/Group/Organization consulted and what are the anticipated outcomes of the consultation or areas for improved coordination?	Participated in online 2015-2020 COK Housing Agency Consolidated Plan Needs Survey to provide input as an early childhood educational institution.
11	Agency/Group/Organization	DHS-DIVISION OF VOCATIONAL REHABILITATION
	Agency/Group/Organization Type	Services-Persons with Disabilities Other government - State
	What section of the Plan was addressed by Consultation?	Non-Homeless Special Needs Market Analysis
	How was the Agency/Group/Organization consulted and what are the anticipated outcomes of the consultation or areas for improved coordination?	Participated in online 2015-2020 COK Housing Agency Consolidated Plan Needs Survey to provide input as a government/state agency serving people with disabilities.
12	Agency/Group/Organization	BOYS AND GIRLS CLUB OF HAWAII
	Agency/Group/Organization Type	Services-Children Services-Education Neighborhood
	What section of the Plan was addressed by Consultation?	Public Housing Needs Homeless Needs - Families with children Homelessness Needs - Unaccompanied youth Non-Homeless Special Needs
	How was the Agency/Group/Organization consulted and what are the anticipated outcomes of the consultation or areas for improved coordination?	Participated in online 2015-2020 COK Housing Agency Consolidated Plan Needs Survey to provide input as a service provider for youth and at-risk youth.

13	Agency/Group/Organization	DOH-KAUAI COMMUNITY MENTAL HEALTH CENTER
	Agency/Group/Organization Type	Services-Health Publicly Funded Institution/System of Care Other government - State
	What section of the Plan was addressed by Consultation?	Homeless Needs - Chronically homeless Non-Homeless Special Needs
	How was the Agency/Group/Organization consulted and what are the anticipated outcomes of the consultation or areas for improved coordination?	Participated in online 2015-2020 COK Housing Agency Consolidated Plan Needs Survey to provide input as a mental health care facility.
14	Agency/Group/Organization	MUTUAL HOUSING ASSOCIATION OF HAWAII
	Agency/Group/Organization Type	Housing
	What section of the Plan was addressed by Consultation?	Housing Need Assessment Public Housing Needs Homelessness Strategy Homeless Needs - Chronically homeless Homeless Needs - Families with children Homelessness Needs - Veterans Homelessness Needs - Unaccompanied youth Non-Homeless Special Needs
	How was the Agency/Group/Organization consulted and what are the anticipated outcomes of the consultation or areas for improved coordination?	Participated in online 2015-2020 COK Housing Agency Consolidated Plan Needs Survey to provide input as a non-profit housing developer.
15	Agency/Group/Organization	DEPARTMENT OF VETERANS AFFAIRS
	Agency/Group/Organization Type	Services - Housing Services-Persons with Disabilities Services-homeless Services-Health Services-Employment Other government - Federal
	What section of the Plan was addressed by Consultation?	Homelessness Needs - Veterans

	How was the Agency/Group/Organization consulted and what are the anticipated outcomes of the consultation or areas for improved coordination?	Participated in online 2015-2020 COK Housing Agency Consolidated Plan Needs Survey to provide input as a federal government agency serving veterans.
16	Agency/Group/Organization	WAIMEA HIGH SCHOOL
	Agency/Group/Organization Type	Services-Children Services-Education Other government - State
	What section of the Plan was addressed by Consultation?	Homeless Needs - Families with children Homelessness Needs - Unaccompanied youth Non-Homeless Special Needs
	How was the Agency/Group/Organization consulted and what are the anticipated outcomes of the consultation or areas for improved coordination?	Participated in online 2015-2020 COK Housing Agency Consolidated Plan Needs Survey to provide input as an educational institution serving high school youth.
17	Agency/Group/Organization	KAUAI BOARD OF REALTORS
	Agency/Group/Organization Type	Housing Planning organization Business and Civic Leaders
	What section of the Plan was addressed by Consultation?	Housing Need Assessment Market Analysis
	How was the Agency/Group/Organization consulted and what are the anticipated outcomes of the consultation or areas for improved coordination?	Participated in online 2015-2020 COK Housing Agency Consolidated Plan Needs Survey to provide input as a housing service provider.
18	Agency/Group/Organization	AMERICAN CANCER SOCIETY
	Agency/Group/Organization Type	Services-Health Health Agency
	What section of the Plan was addressed by Consultation?	Non-Homeless Special Needs
	How was the Agency/Group/Organization consulted and what are the anticipated outcomes of the consultation or areas for improved coordination?	Participated in online 2015-2020 COK Housing Agency Consolidated Plan Needs Survey to provide input as a service provider.

19	Agency/Group/Organization	KAUAI COMMUNITY COLLEGE
	Agency/Group/Organization Type	Services-Education Other government - State
	What section of the Plan was addressed by Consultation?	Economic Development Market Analysis
	How was the Agency/Group/Organization consulted and what are the anticipated outcomes of the consultation or areas for improved coordination?	Participated in online 2015-2020 COK Housing Agency Consolidated Plan Needs Survey to provide input as a state higher education institute.
20	Agency/Group/Organization	CHILD AND FAMILY SERVICE
	Agency/Group/Organization Type	Housing Services - Housing Services-Children
	What section of the Plan was addressed by Consultation?	Housing Need Assessment Homeless Needs - Families with children Homelessness Needs - Unaccompanied youth Non-Homeless Special Needs
	How was the Agency/Group/Organization consulted and what are the anticipated outcomes of the consultation or areas for improved coordination?	Participated in online 2015-2020 COK Housing Agency Consolidated Plan Needs Survey to provide input as a service provider for at-risk families and youth.
21	Agency/Group/Organization	Kauai Habitat for Humanity
	Agency/Group/Organization Type	Housing Services - Housing
	What section of the Plan was addressed by Consultation?	Housing Need Assessment Public Housing Needs Homeless Needs - Families with children Homelessness Needs - Veterans Non-Homeless Special Needs Market Analysis
	How was the Agency/Group/Organization consulted and what are the anticipated outcomes of the consultation or areas for improved coordination?	Participated in online 2015-2020 COK Housing Agency Consolidated Plan Needs Survey to provide input as a non-profit housing developer.

22	Agency/Group/Organization	KILAUEA ELEMENTARY SCHOOL
	Agency/Group/Organization Type	Services-Children Services-Education Other government - State
	What section of the Plan was addressed by Consultation?	Homeless Needs - Families with children Non-Homeless Special Needs
	How was the Agency/Group/Organization consulted and what are the anticipated outcomes of the consultation or areas for improved coordination?	Participated in online 2015-2020 COK Housing Agency Consolidated Plan Needs Survey to provide input as an educational institution.
23	Agency/Group/Organization	HANAPEPE UNITED CHURCH OF CHRIST
	Agency/Group/Organization Type	Services - Housing Services-homeless Neighborhood
	What section of the Plan was addressed by Consultation?	Housing Need Assessment Public Housing Needs Homelessness Strategy Homeless Needs - Chronically homeless Homeless Needs - Families with children Homelessness Needs - Veterans Homelessness Needs - Unaccompanied youth Non-Homeless Special Needs
	How was the Agency/Group/Organization consulted and what are the anticipated outcomes of the consultation or areas for improved coordination?	
24	Agency/Group/Organization	COUNTY OF KAUAI DEPARTMENT OF LIQUOR
	Agency/Group/Organization Type	Other government - County
	What section of the Plan was addressed by Consultation?	Non-Homeless Special Needs Economic Development
	How was the Agency/Group/Organization consulted and what are the anticipated outcomes of the consultation or areas for improved coordination?	Participated in online 2015-2020 COK Housing Agency Consolidated Plan Needs Survey to provide input as a government/county agency.

Identify any Agency Types not consulted and provide rationale for not consulting

Other local/regional/state/federal planning efforts considered when preparing the Plan

Name of Plan	Lead Organization	How do the goals of your Strategic Plan overlap with the goals of each plan?
Continuum of Care	Refer to State of Hawaii Consolidated Plan	

Table 3 – Other local / regional / federal planning efforts

Describe cooperation and coordination with other public entities, including the State and any adjacent units of general local government, in the implementation of the Consolidated Plan (91.215(l))

The following plans, reports, and assessments were consulted, reviewed and when applicable, incorporated in the Consolidated Plan:

- 1) The Kaua'i General Plan 2000 by County of Kaua'i Planning Department
- 2) Kaua'i Economic Development Plan, 2010-2015, Kaua'i's Comprehensive Economic Development Strategy (CEDS) Report by County of Kaua'i Office of Economic Development
- 3) 4-Year Area Plan on Aging 2011-2015 by County of Kauai Agency on Elderly Affairs
- 4) Kaua'i Community Drug Response Plan 2008-2013 by County of Kaua'i Office of the Mayor
- 5) Kaua'i's Community Health Needs Assessment 2013 and Kaua'i Community Health Improvement Plan 2014, Our Keiki, Our Kupuna, Our 'Ohana by Hawai'i Department of Health and various partnering agencies including County of Kaua'i
- 6) Kaua'i Youth Report 2012 by Hawai'i State Department of Education, Kaua'i District Complex Area and Kaua'i Planning & Action Alliance
- 7) Measuring What Matters for Kaua'i-Community Indicators Report 2012 by Kaua'i Planning & Action Alliance
- 8) Hawaiian Community Assets, Final Report Narrative July 2014
- 9) Holo Holo 2020, Growing Kaua'i Responsibly by Mayor Bernard P. Carvalho, Jr.
- 10) Kaua'i Parks & Recreation Master Plan 2013 by County of Kaua'i Department of Parks & Recreation

11) Kaua'i Rental Housing Study 2014

12) Hawai'i Housing Planning Study 2011

13) Childhood Lead Poisoning Prevention Guidelines, State of Hawai'i, Department of Health, Maternal and Child Health Branch

14) Center on the Family, University of Hawai'i, College of Tropical Agriculture and Human Resources

15) 2014 Neighbor Island Point in Time Count Analysis

16) 2014 Point in Time Count Report

17) Lead Based Paint Pamphlet

18) Kaua'i Multimodal Land Transportation Plan; Planning for a Sustainable Transportation System in Kauai County through 2035, County of Kaua'i.

Narrative (optional):

PR-15 Citizen Participation

1. Summary of citizen participation process/Efforts made to broaden citizen participation Summarize citizen participation process and how it impacted goal-setting

In developing the Consolidated Plan, a series of public hearings were held to solicit input on community development, affordable housing and homeless needs for the Plan. Public hearing notices were published in The Garden Island Newspaper. Public workshops were conducted at various locations on the island not only to receive input but also to provide information on CDBG grant eligibility and the application process. Another venue to disseminate information and solicit input for the needs assessment survey is the county's website. For the first time, an online survey was created with a link to the survey, and hard copies were mailed to various community non-profits organizations, business and civic leaders, state and local health and child welfare agencies, and more. Finally, a flyer was created, "What Do You Think?" to solicit input and feedback and encourage public participation. Flyers were posted on informational boards at the homeless shelter, affordable housing complexes, social service agencies, faith-based organizations, organizations focused on serving developmentally and physically disabled individuals, kupuna and keiki. Input provided through surveys, consultations and collaboration was included in the development of the plan and the County's goals.

Citizen Participation Outreach

Sort Order	Mode of Outreach	Target of Outreach	Summary of response/attendance	Summary of comments received	Summary of comments not accepted and reasons	URL (If applicable)
1	Public Hearing	Non-targeted/broad community	A total of three meetings/hearings/workshops were conducted in the planning and development of the Consolidated Plan.	A commenter noted that landlords do not want to deal with HUD since changes in Fair Market Rents make it difficult for landlords to deal with their tenants. Households with Section 8 vouchers have difficulty finding units or landlords who will rent to them.	Not applicable	

Sort Order	Mode of Outreach	Target of Outreach	Summary of response/attendance	Summary of comments received	Summary of comments not accepted and reasons	URL (If applicable)
2	Newspaper Ad	Non-targeted/broad community	Two legal notices were published in The Garden Island Newspaper to announce places and times for meetings/hearings/workshops; request participation to review and comment on the draft Con Plan; and location to obtain hard copies of the the draft plan.	No comments were received.	Not applicable.	
3	Internet Outreach	Non-targeted/broad community	The County posted announcements on its website homepage inviting the public to participate in the online needs assessment survey, review and comments on the draft Con Plan and Citizen Participation Plan. Links to the plans allowed ease of access to the draft plans.	The County received 50 online surveys.	Not applicable.	www.kauai.gov
4	Flyer posted on information board	Residents of Public and Assisted Housing	Flyers were posted on community boards to solicit comments on the draft Con Plan and Citizen Participation Plan.	No comments were received.	Not applicable.	

Sort Order	Mode of Outreach	Target of Outreach	Summary of response/attendance	Summary of comments received	Summary of comments not accepted and reasons	URL (If applicable)
5	Flyer posted on information board	faith-based organization	Flyers were posted on informational boards at Lihue Christian Church, U-Turn for Christ, and Catholic Charities to solicit comments on the draft Con Plan and Citizen Participation Plan.	No comments were received.	Not applicable.	
6	Flyer posted on information board	Persons with disabilities	Flyers were posted on informational boards at Easter Seals Hawaii and Division of Developmentally Disabled to solicit comments on the draft Con Plan and Citizen Participation Plan.	No comments were received.	Not applicable.	
7	Flyer posted on information board	non-profit service organizations	Flyers were posted on informational boards at Women In Need, Love the Journey, and Boys & Girls Club of Hawaii to solicit comments on the draft Con Plan and Citizen Participation Plan.	No comments were received.	Not applicable.	

Sort Order	Mode of Outreach	Target of Outreach	Summary of response/attendance	Summary of comments received	Summary of comments not accepted and reasons	URL (If applicable)
8	Flyer posted on information board	Minorities	Flyers were posted on informational boards at Queen Liliuokalani Children's Center to solicit comments on the draft Con Plan and Citizen Participation Plan.	No comments received.	Not applicable.	
9	Flyer posted on information board	homeless shelter, group home, transitional housing	Flyers were posted on community boards at the homeless shelter, group home and transitional housing units operated by Kauai Economic Opportunity, Inc. to solicit comments on the draft Con Plan and Citizen Participation Plan.	No comments were received.	Not applicable.	

Table 4 – Citizen Participation Outreach

Needs Assessment

NA-05 Overview

Needs Assessment Overview

Estimate of housing need for 2015-2020

On Kauaʻi, approximately 1,312 new units are needed to meet overall housing demand through year 2016, with about 70% of units needed for the rental market. This estimate includes existing “pent up” demand for housing and the anticipated demand based on the formation of new households. The needs estimate is based on a Housing Supply/Demand Model formulated as part of the Hawaiʻi Housing Policy Study, 2011. The Model shows that most demand for new units (83%) are for households below 80% of median income. Additional needs data extending up through year 2020 will be available when the next housing planning study is completed in late 2015.

In another recently completed study, the Kauaʻi Rental Housing Study, 2014, the estimated rental housing need, accounting for both the supply backlog and upcoming need through year 2020, projects 2,987 dwelling units are needed to accommodate all income groups up to 140% of AMI. Based on this study, 60% of new units needed through year 2020 are needed for households below 80% of median income.

Both housing studies cited-above confirm that Kauaʻi’s housing need is greatest among the lower end of the market. In a high cost housing market like Kauaʻi, which is recognized to be one of the highest in America, both in terms of home prices and rents, it is not at all surprising that the largest gaps in demand and supply estimates is disproportionately greater at the bottom of the economic ladder.

NA-10 Housing Needs Assessment - 24 CFR 91.205 (a,b,c)

Summary of Housing Needs

Housing Needs Summary Tables

The U. S. Department of Housing and Urban Development (HUD) consolidated housing data from 2007-2011 produced a series of housing needs summary data tables on housing problems commonly experienced by households, such as cost burden, overcrowding, and the lack of incomplete kitchens and plumbing. The tables provide information on Renter and Owner households according to the following income categories: households with incomes under 30% of the median, households with incomes between 30% and 50% of median, households with incomes between 50% and 80% of the median, and households with incomes above 80% of median. These CHAS Data Tables are provided in the Housing Needs Assessment. In brief, the following trends emerge:

- The lower the income, the greater the housing problem. More specifically, 26% of households with incomes between 50%-80% of median had problems; 31% of households between 30%-50% had problems; and 44% of households with incomes below 30% of median had problems.
- Housing affordability is a problem. Renter and Owner households below 30% of median, and between 30%-50% of median have the highest housing cost burden among households below 100% of AMI paying greater than 50% of their income on housing costs.
- Overcrowded housing is a problem. Renters experience a disproportionately higher incidence of severe overcrowding than Owners, especially with units that house >1.51 people per room.
- Substandard housing is a problem. Significantly more Renters experience substandard housing (lacking complete plumbing or kitchen facilities) than Owners with similar household incomes.

Demographics	Base Year: 2000	Most Recent Year: 2011	% Change
Population	58,463	66,306	13%
Households	20,201	21,884	8%
Median Income	\$45,020.00	\$64,422.00	43%

Table 5 - Housing Needs Assessment Demographics

Data Source: 2000 Census (Base Year), 2007-2011 ACS (Most Recent Year)

Number of Households Table

	0-30% HAMFI	>30-50% HAMFI	>50-80% HAMFI	>80-100% HAMFI	>100% HAMFI
Total Households *	3,017	2,227	4,343	2,442	9,840

	0-30% HAMFI	>30-50% HAMFI	>50-80% HAMFI	>80-100% HAMFI	>100% HAMFI
Small Family Households *	781	569	1,730	1,208	5,280
Large Family Households *	189	273	723	376	1,282
Household contains at least one person 62-74 years of age	618	563	944	534	2,465
Household contains at least one person age 75 or older	589	516	645	302	865
Households with one or more children 6 years old or younger *	503	354	927	518	1,216
* the highest income category for these family types is >80% HAMFI					

Table 6 - Total Households Table

Data Source: 2007-2011 CHAS

Housing Needs Summary Tables

1. Housing Problems (Households with one of the listed needs)

	Renter					Owner				
	0-30% AMI	>30- 50% AMI	>50- 80% AMI	>80- 100% AMI	Total	0-30% AMI	>30- 50% AMI	>50- 80% AMI	>80- 100% AMI	Total
NUMBER OF HOUSEHOLDS										
Substandard Housing - Lacking complete plumbing or kitchen facilities	158	108	58	59	383	44	53	44	28	169
Severely Overcrowded - With >1.51 people per room (and complete kitchen and plumbing)	152	15	102	133	402	4	8	90	34	136
Overcrowded - With 1.01-1.5 people per room (and none of the above problems)	64	70	194	33	361	14	93	151	216	474
Housing cost burden greater than 50% of income (and none of the above problems)	848	305	178	43	1,374	564	481	580	208	1,833
Housing cost burden greater than 30% of income (and none of the above problems)	133	211	639	123	1,106	164	98	530	416	1,208

	Renter					Owner				
	0-30% AMI	>30-50% AMI	>50-80% AMI	>80-100% AMI	Total	0-30% AMI	>30-50% AMI	>50-80% AMI	>80-100% AMI	Total
Zero/negative Income (and none of the above problems)	219	0	0	0	219	92	0	0	0	92

Table 7 – Housing Problems Table

Data 2007-2011 CHAS
Source:

2. Housing Problems 2 (Households with one or more Severe Housing Problems: Lacks kitchen or complete plumbing, severe overcrowding, severe cost burden)

	Renter					Owner				
	0-30% AMI	>30-50% AMI	>50-80% AMI	>80-100% AMI	Total	0-30% AMI	>30-50% AMI	>50-80% AMI	>80-100% AMI	Total
NUMBER OF HOUSEHOLDS										
Having 1 or more of four housing problems	1,227	505	533	266	2,531	629	620	840	485	2,574
Having none of four housing problems	422	553	1,273	575	2,823	402	563	1,694	1,129	3,788
Household has negative income, but none of the other housing problems	219	0	0	0	219	92	0	0	0	92

Table 8 – Housing Problems 2

Data 2007-2011 CHAS
Source:

3. Cost Burden > 30%

	Renter				Owner			
	0-30% AMI	>30-50% AMI	>50-80% AMI	Total	0-30% AMI	>30-50% AMI	>50-80% AMI	Total
NUMBER OF HOUSEHOLDS								
Small Related	413	200	371	984	148	203	591	942
Large Related	129	72	115	316	14	157	242	413
Elderly	332	171	102	605	490	225	223	938
Other	431	187	320	938	121	95	261	477

	Renter				Owner			
	0-30% AMI	>30-50% AMI	>50-80% AMI	Total	0-30% AMI	>30-50% AMI	>50-80% AMI	Total
Total need by income	1,305	630	908	2,843	773	680	1,317	2,770

Table 9 – Cost Burden > 30%

Data 2007-2011 CHAS
Source:

4. Cost Burden > 50%

	Renter				Owner			
	0-30% AMI	>30-50% AMI	>50-80% AMI	Total	0-30% AMI	>30-50% AMI	>50-80% AMI	Total
NUMBER OF HOUSEHOLDS								
Small Related	373	113	92	578	108	185	329	622
Large Related	90	18	25	133	14	90	82	186
Elderly	328	113	18	459	391	163	120	674
Other	348	119	73	540	93	91	138	322
Total need by income	1,139	363	208	1,710	606	529	669	1,804

Table 10 – Cost Burden > 50%

Data 2007-2011 CHAS
Source:

5. Crowding (More than one person per room)

	Renter					Owner				
	0-30% AMI	>30-50% AMI	>50-80% AMI	>80-100% AMI	Total	0-30% AMI	>30-50% AMI	>50-80% AMI	>80-100% AMI	Total
NUMBER OF HOUSEHOLDS										
Single family households	213	74	258	88	633	39	88	113	184	424
Multiple, unrelated family households	0	15	42	72	129	4	12	132	51	199
Other, non-family households	8	0	0	10	18	0	0	0	15	15
Total need by income	221	89	300	170	780	43	100	245	250	638

Table 11 – Crowding Information – 1/2

Data 2007-2011 CHAS
Source:

	Renter				Owner			
	0-30% AMI	>30-50% AMI	>50-80% AMI	Total	0-30% AMI	>30-50% AMI	>50-80% AMI	Total
Households with Children Present	0	0	0	0	0	0	0	0

Table 12 – Crowding Information – 2/2

Data Source

Comments:

Describe the number and type of single person households in need of housing assistance.

Single person households consist of households with one adult member only. For Kaua'i County, single person households represent approximately 22% of all households and single persons range from young adults to seniors. Data isolating the number of single person households in need of housing assistance is not currently available. However, as previously forecasted in the Hawai'i Housing Policy Study, 2011, if one assumes elderly households (62 and older) as largely single person households, the estimated new units needed by year 2030 to meet demand (owners and renters) totals 4,480 units.

Estimate the number and type of families in need of housing assistance who are disabled or victims of domestic violence, dating violence, sexual assault and stalking.

As reported in the ACS 2009, Center on Disability Studies Annual Report 2009-2010, Kaua'i has a total disabled population estimated at 7,295 residents. As reported in the Hawai'i Housing Policy Study, 2011, evaluation of families with disabilities, "nearly 23% of Hawai'i residents with disabilities lives below the poverty line compared to only ten percent of those without disabilities in the populations." Statistically, the county lacks data to estimate the number of victims of domestic violence, dating violence, sexual assault and stalking in need of housing assistance. However, it is reasonable to expect that families have housing challenges and encounter difficulties due to their history of abuse, as this may lead to poor employment, credit and rental histories that make it more difficult to find safe, adequate, and affordable housing.

What are the most common housing problems?

Housing cost burden represents the most common housing problem, especially for household below 80% of median income. Based on the 2007-2011 CHAS, Summary Tables, extremely low-income (0-30) small related and elderly households experience the greatest cost burden in terms of housing costs exceeding 30% and 50% of income. Next, after cost burden, the most common housing problem is severely overcrowded conditions (>1.51 people per room), with overcrowding concentrated among extremely-low and very-low income households.

Are any populations/household types more affected than others by these problems?

Based on the Housing Needs Summary Tables, 2007-2011 CHAS, housing problems for substandard housing, overcrowding, and housing cost burden is most prevalent among the extremely low renter (0-30% AMI) households.

Describe the characteristics and needs of Low-income individuals and families with children (especially extremely low-income) who are currently housed but are at imminent risk of either residing in shelters or becoming unsheltered 91.205(c)/91.305(c)). Also discuss the needs of formerly homeless families and individuals who are receiving rapid re-housing assistance and are nearing the termination of that assistance

Low-income individuals and families who are at-risk for homelessness are less established single parents, members of unmarried couples, have very young children, and include disproportionately high numbers of widowed and divorced persons. Based on the Hawai'i Housing Planning Study, 2011, 36% of total households on Kaua'i are at-risk for homelessness. As the Study seeks to learn by posing this question to those currently housed, "What would you do if you or your family were forced to move out or your home and had no place to live?", responses fell into four categories: 20% would be homeless, 43% would seek help from family and friends, 34% would seek other resources, and 3% didn't know or refused to answer.

If a jurisdiction provides estimates of the at-risk population(s), it should also include a description of the operational definition of the at-risk group and the methodology used to generate the estimates:

At-risk for homelessness is operationally defined as households in which members would become homeless in less than three (3) months if they suddenly lost their primary source of income. The methodology used to generate the at-risk estimate is done by consultants conducting housing studies which survey residents by random digit dialing. In the past, housing studies have used a survey sampling size to collect data to reach a statistical margin of error of plus or minus 5%.

Specify particular housing characteristics that have been linked with instability and an increased risk of homelessness

The particular housing characteristics linked with instability and an increased risk of homelessness are 1) sudden loss of income to pay rent that forces households out of their current unit, 2) shortage or loss of affordable housing inventory due to absorption of the local rental market by more affluent arrivals and the visitor industry, and 3) a regulatory environment that slows the production and construction of new housing inventory for residents. With housing being the highest item cost in most families, the low wage to high housing costs equates to difficulty in affording even basic housing, causing instability and placing more families at risk of homelessness.

Discussion

NA-15 Disproportionately Greater Need: Housing Problems – 91.205 (b)(2)

Assess the need of any racial or ethnic group that has disproportionately greater need in comparison to the needs of that category of need as a whole.

Introduction

Data from CHAS 2007-2011 was analyzed to determine if racial or ethnic groups experienced a disproportionately greater need for any income category in comparison to the needs of that category as a whole. HUD considers disproportionately greater need to exist when the percentage of persons in a category of need who are members of a particular racial or ethnic group is at least ten percentage points higher than the percentage of persons in the category as a whole. Based on this assessment, data shows no disproportionate need between Hispanic; White, Non-Hispanic; Black, Non-Hispanic; and “Other” households in the State of Hawai‘i.

0%-30% of Area Median Income

Housing Problems	Has one or more of four housing problems	Has none of the four housing problems	Household has no/negative income, but none of the other housing problems
Jurisdiction as a whole	2,158	542	318
White	1,108	209	233
Black / African American	35	0	0
Asian	524	244	23
American Indian, Alaska Native	4	4	0
Pacific Islander	129	33	14
Hispanic	216	38	14

Table 13 - Disproportionally Greater Need 0 - 30% AMI

Data Source: 2007-2011 CHAS

*The four housing problems are:

1. Lacks complete kitchen facilities, 2. Lacks complete plumbing facilities, 3. More than one person per room, 4. Cost Burden greater than 30%

30%-50% of Area Median Income

Housing Problems	Has one or more of four housing problems	Has none of the four housing problems	Household has no/negative income, but none of the other housing problems
Jurisdiction as a whole	1,422	812	0

Housing Problems	Has one or more of four housing problems	Has none of the four housing problems	Household has no/negative income, but none of the other housing problems
White	665	218	0
Black / African American	0	0	0
Asian	329	334	0
American Indian, Alaska Native	0	0	0
Pacific Islander	83	71	0
Hispanic	196	88	0

Table 14 - Disproportionally Greater Need 30 - 50% AMI

Data Source: 2007-2011 CHAS

*The four housing problems are:

1. Lacks complete kitchen facilities, 2. Lacks complete plumbing facilities, 3. More than one person per room, 4. Cost Burden greater than 30%

50%-80% of Area Median Income

Housing Problems	Has one or more of four housing problems	Has none of the four housing problems	Household has no/negative income, but none of the other housing problems
Jurisdiction as a whole	2,553	1,793	0
White	1,075	591	0
Black / African American	40	0	0
Asian	506	676	0
American Indian, Alaska Native	15	0	0
Pacific Islander	157	197	0
Hispanic	366	118	0

Table 15 - Disproportionally Greater Need 50 - 80% AMI

Data Source: 2007-2011 CHAS

*The four housing problems are:

1. Lacks complete kitchen facilities, 2. Lacks complete plumbing facilities, 3. More than one person per room, 4. Cost Burden greater than 30%

80%-100% of Area Median Income

Housing Problems	Has one or more of four housing problems	Has none of the four housing problems	Household has no/negative income, but none of the other housing problems
Jurisdiction as a whole	1,273	1,168	0
White	535	353	0
Black / African American	0	30	0
Asian	404	384	0
American Indian, Alaska Native	0	0	0
Pacific Islander	97	110	0
Hispanic	117	132	0

Table 16 - Disproportionally Greater Need 80 - 100% AMI

Data Source: 2007-2011 CHAS

*The four housing problems are:

1. Lacks complete kitchen facilities, 2. Lacks complete plumbing facilities, 3. More than one person per room, 4. Cost Burden greater than 30%

Discussion

NA-20 Disproportionately Greater Need: Severe Housing Problems – 91.205 (b)(2)

Assess the need of any racial or ethnic group that has disproportionately greater need in comparison to the needs of that category of need as a whole.

Introduction

Data from CHAS 2007-2011 was analyzed to determine if racial or ethnic groups experienced a disproportionately greater need for any income category in comparison to the needs of that category as a whole. HUD considers disproportionately greater need to exist when the percentage of persons in a category of need who are members of a particular racial or ethnic group is at least ten percentage points higher than the percentage of persons in the category as a whole. Based on this assessment, data shows no disproportionate need between Hispanic; White, Non-Hispanic; Black, Non-Hispanic; and “Other” households in the State of Hawaii.

0%-30% of Area Median Income

Severe Housing Problems*	Has one or more of four housing problems	Has none of the four housing problems	Household has no/negative income, but none of the other housing problems
Jurisdiction as a whole	1,858	848	318
White	979	343	233
Black / African American	35	0	0
Asian	415	330	23
American Indian, Alaska Native	4	4	0
Pacific Islander	119	48	14
Hispanic	197	58	14

Table 17 – Severe Housing Problems 0 - 30% AMI

Data Source: 2007-2011 CHAS

*The four severe housing problems are:

1. Lacks complete kitchen facilities, 2. Lacks complete plumbing facilities, 3. More than 1.5 persons per room, 4. Cost Burden over 50%

30%-50% of Area Median Income

Severe Housing Problems*	Has one or more of four housing problems	Has none of the four housing problems	Household has no/negative income, but none of the other housing problems
Jurisdiction as a whole	1,116	1,121	0
White	585	299	0
Black / African American	0	0	0
Asian	270	392	0
American Indian, Alaska Native	0	0	0
Pacific Islander	43	116	0
Hispanic	167	121	0

Table 18 – Severe Housing Problems 30 - 50% AMI

Data Source: 2007-2011 CHAS

*The four severe housing problems are:

1. Lacks complete kitchen facilities, 2. Lacks complete plumbing facilities, 3. More than 1.5 persons per room, 4. Cost Burden over 50%

50%-80% of Area Median Income

Severe Housing Problems*	Has one or more of four housing problems	Has none of the four housing problems	Household has no/negative income, but none of the other housing problems
Jurisdiction as a whole	1,391	2,969	0
White	547	1,114	0
Black / African American	40	0	0
Asian	240	936	0
American Indian, Alaska Native	15	0	0
Pacific Islander	101	257	0
Hispanic	233	246	0

Table 19 – Severe Housing Problems 50 - 80% AMI

Data Source: 2007-2011 CHAS

*The four severe housing problems are:

1. Lacks complete kitchen facilities, 2. Lacks complete plumbing facilities, 3. More than 1.5 persons per room, 4. Cost Burden over 50%

80%-100% of Area Median Income

Severe Housing Problems*	Has one or more of four housing problems	Has none of the four housing problems	Household has no/negative income, but none of the other housing problems
Jurisdiction as a whole	750	1,677	0
White	286	593	0
Black / African American	0	30	0
Asian	252	541	0
American Indian, Alaska Native	0	0	0
Pacific Islander	82	120	0
Hispanic	94	157	0

Table 20 – Severe Housing Problems 80 - 100% AMI

Data Source: 2007-2011 CHAS

*The four severe housing problems are:

1. Lacks complete kitchen facilities, 2. Lacks complete plumbing facilities, 3. More than 1.5 persons per room, 4. Cost Burden over 50%

Discussion

NA-25 Disproportionately Greater Need: Housing Cost Burdens – 91.205 (b)(2)

Assess the need of any racial or ethnic group that has disproportionately greater need in comparison to the needs of that category of need as a whole.

Introduction:

Data from CHAS 2007-2011 was analyzed to determine if racial or ethnic groups experienced a disproportionately higher cost burden any income category in comparison to the needs of that category as a whole. HUD considers disproportionately greater need to exist when the percentage of persons in a category of need who are members of a particular racial or ethnic group is at least ten percentage points higher than the percentage of persons in the category as a whole. Based on this assessment, data shows no disproportionate need between Hispanic; White, Non-Hispanic; Black, Non-Hispanic; and “Other” households in the State of Hawai‘i.

Housing Cost Burden

Housing Cost Burden	<=30%	30-50%	>50%	No / negative income (not computed)
Jurisdiction as a whole	5,253	2,708	3,790	318
White	4,587	1,902	2,396	228
Black / African American	119	0	60	0
Asian	4,640	1,087	909	27
American Indian, Alaska Native	4	0	19	0
Pacific Islander	1,187	290	129	14
Hispanic	884	415	464	14

Table 21 – Greater Need: Housing Cost Burdens AMI

Data Source: 2007-2011 CHAS

Discussion:

NA-30 Disproportionately Greater Need: Discussion – 91.205(b)(2)

Are there any Income categories in which a racial or ethnic group has disproportionately greater need than the needs of that income category as a whole?

Based on the definition used for disproportionately greater need, no income categories among racial or ethnic groups are disproportionate.

If they have needs not identified above, what are those needs?

Not applicable.

Are any of those racial or ethnic groups located in specific areas or neighborhoods in your community?

Not applicable.

NA-35 Public Housing – 91.205(b)

Introduction

Totals in Use

	Program Type								
	Certificate	Mod-Rehab	Public Housing	Vouchers					
				Total	Project - based	Tenant - based	Special Purpose Voucher		
							Veterans Affairs Supportive Housing	Family Unification Program	Disabled *
# of units vouchers in use	0	0	0	696	0	678	5	0	0

Table 22 - Public Housing by Program Type

*includes Non-Elderly Disabled, Mainstream One-Year, Mainstream Five-year, and Nursing Home Transition

Data Source: PIC (PIH Information Center)

Characteristics of Residents

	Program Type								
	Certificate	Mod-Rehab	Public Housing	Vouchers					
				Total	Project - based	Tenant - based	Special Purpose Voucher		
							Veterans Affairs Supportive Housing	Family Unification Program	
Average Annual Income	0	0	0	15,746	0	15,242	14,295		0
Average length of stay	0	0	0	7	0	7	0		0
Average Household size	0	0	0	2	0	2	1		0

Program Type								
	Certificate	Mod-Rehab	Public Housing	Vouchers				
				Total	Project - based	Tenant - based	Special Purpose Voucher	
							Veterans Affairs Supportive Housing	Family Unification Program
# Homeless at admission	0	0	0	12	0	12	0	0
# of Elderly Program Participants (>62)	0	0	0	190	0	188	2	0
# of Disabled Families	0	0	0	181	0	177	3	0
# of Families requesting accessibility features	0	0	0	696	0	678	5	0
# of HIV/AIDS program participants	0	0	0	0	0	0	0	0
# of DV victims	0	0	0	0	0	0	0	0

Table 23 – Characteristics of Public Housing Residents by Program Type

Data Source: PIC (PIH Information Center)

Race of Residents

Program Type									
Race	Certificate	Mod-Rehab	Public Housing	Vouchers					
				Total	Project - based	Tenant - based	Special Purpose Voucher		
							Veterans Affairs Supportive Housing	Family Unification Program	Disabled *
White	0	0	0	364	0	355	3	0	0
Black/African American	0	0	0	8	0	8	0	0	0
Asian	0	0	0	140	0	135	1	0	0

Program Type									
Race	Certificate	Mod-Rehab	Public Housing	Vouchers					
				Total	Project - based	Tenant - based	Special Purpose Voucher		
							Veterans Affairs Supportive Housing	Family Unification Program	Disabled *
American Indian/Alaska Native	0	0	0	10	0	10	0	0	0
Pacific Islander	0	0	0	174	0	170	1	0	0
Other	0	0	0	0	0	0	0	0	0
*includes Non-Elderly Disabled, Mainstream One-Year, Mainstream Five-year, and Nursing Home Transition									

Table 24 – Race of Public Housing Residents by Program Type

Data Source: PIC (PIH Information Center)

Ethnicity of Residents

Program Type									
Ethnicity	Certificate	Mod-Rehab	Public Housing	Vouchers					
				Total	Project - based	Tenant - based	Special Purpose Voucher		
							Veterans Affairs Supportive Housing	Family Unification Program	Disabled *
Hispanic	0	0	0	79	0	77	0	0	0
Not Hispanic	0	0	0	617	0	601	5	0	0
*includes Non-Elderly Disabled, Mainstream One-Year, Mainstream Five-year, and Nursing Home Transition									

Table 25 – Ethnicity of Public Housing Residents by Program Type

Data Source: PIC (PIH Information Center)

Section 504 Needs Assessment: Describe the needs of public housing tenants and applicants on the waiting list for accessible units:

The County is committed to meeting all requirements of Section 504 as it relates to accessible units. This includes the requirement to make 5% of the total units or at least one unit, whichever is greater, accessible, and an additional 2% of the total units or at least one unit accessible for persons with hearing or vision impairments. Based on a recent assessment of county-assisted rental projects, accessible units are at 100% utilization. In some cases, persons needing accessible units are wait-listed.

Most immediate needs of residents of Public Housing and Housing Choice voucher holders

The most immediate needs of public housing and Housing Choice Voucher holders is an available supply of affordable housing, a range of supportive services that stabilize and/or advance families socially and economically, and public transportation.

How do these needs compare to the housing needs of the population at large

Generally, those who are socially and/or economically disadvantaged are more susceptible to living in overcrowded housing conditions, substandard housing, or going homeless. Those within the population at large with more resources are less inclined to lack suitable housing or be at-risk for homelessness.

Discussion

NA-40 Homeless Needs Assessment – 91.205(c)

Introduction:

The mild year-long weather, the Aloha spirit, cultural/ethnic diversity, and the beautiful vistas all serve to make Hawai'i a very desirable place to live. Conversely, Hawai'i is affected by prohibitive local taxes, a challenging business environment, restricted amount of land for development, and is located in the middle of the Pacific Ocean with limited natural resources for sustainability. Overall, these negative factors contribute to the high cost of living in Hawai'i, which has often been dubbed "The Price of Paradise".

The State of Hawai'i, Department of Human Services, Homeless Programs Office is the lead agency for homeless services. Funds are allocated through the state and disbursed to the neighbor island counties. Neighboring counties follow the state's Strategic Homeless Plan and implements these services individually depending on the needs of the respective counties.

According to the 2014 Homeless Utilization Report, Kaua'i homeless populations are as follows: 39% or 248 individuals are newly homeless, of the 248, 200 individuals are recently homeless. Also, Kaua'i has 26% or 125 chronically homeless individuals. These numbers do not represent the entire homeless population for Kaua'i County and is meant to provide a snapshot on the newly homeless in our community. Accurate estimates are in the attached 2014 Homeless Point-In-Time (PIT) Count.

Homeless data is updated annually through a statewide PIT Count. For the island of Kaua'i, the count is based on a specific single night via survey of homeless individuals conducted over a designated week. Surveys are done with the collaboration of non-profit and local county agencies and the data collected is then inputted by the lead agency into the Homeless Management Information System (HMIS). An independent contractor uses this information to generate the Statewide Homeless Point-in-Time Count Report.

Indicate if the homeless population is: All Rural Homeless

Rural Homeless Needs Assessment

Population	Estimate the # of persons experiencing homelessness on a given night		Estimate the # experiencing homelessness each year	Estimate the # becoming homeless each year	Estimate the # exiting homelessness each year	Estimate the # of days persons experience homelessness
	Sheltered	Unsheltered				
Persons in Households with Adult(s) and Child(ren)	17	58	0	0	0	0
Persons in Households with Only Children	33	15	0	0	0	0
Persons in Households with Only Adults	27	20	0	0	0	0
Chronically Homeless Individuals	240	20	0	0	0	0
Chronically Homeless Families	60	58	0	0	0	0
Veterans	0	0	0	0	0	0
Unaccompanied Youth	0	0	0	0	0	0
Persons with HIV	0	0	0	0	0	0

Table 26 - Homeless Needs Assessment

Data Source Comments:

For persons in rural areas who are homeless or at risk of homelessness, describe the nature and extent of unsheltered and sheltered homelessness with the jurisdiction:

The nature and extent of both unsheltered and sheltered homelessness within our jurisdiction is described as “hidden homeless”. These are individuals and families are homeless but generally stay with relatives and/or friends, camp, or “hide out” —which make them difficult to locate.

The Statewide Point-in-Time Count Report provides a close to accurate overview of our state's and local counties' homeless population. It does not take into account those individuals who are located in areas that are difficult to access. Volunteers from local agencies who are familiar with the homeless population find that these individuals, specifically newly homeless who are familiar with their surrounding areas, are the most difficult to locate.

If data is not available for the categories "number of persons becoming and exiting homelessness each year," and "number of days that persons experience homelessness," describe these categories for each homeless population type (including chronically homeless individuals and families, families with children, veterans and their families, and unaccompanied youth):

There is no accurate data for the Categories of "Number of persons becoming and exiting homelessness each year" and "number of days that persons experience homelessness", so this data is not recorded. There are many different factors that contribute to not having accurate numbers, such as, weather, secluded camping areas, or those staying with relatives or friends. These factors contribute to changing number in our homeless count each year and do not take into consideration if they are chronically homeless individuals and families, families with children, veterans and their families and/or unaccompanied youths.

The description of categories for each homeless population type are:

Chronically homeless individuals and families: Individuals and families with disabling conditions who have been continuously homeless for a year or more or has had at least four episodes of homelessness in the past three years. A person must have been sleeping in a place not meant for human habitation and/or in an emergency homeless shelter.

Homeless families with children: Individuals and families with disabling conditions who have been continuously homeless for a year or more or has had at least four episodes of homelessness in the past three years with minor children under the age of 18. A person must have been sleeping in a place not meant for human habitation and/or in an emergency homeless shelter.

Homeless Veterans and their families: Predominantly male, roughly 8% females. Majority single, suffers from mental illness, alcohol and/or substance abuse issues, PTSD, or reoccurring disorders, have been continuously homeless and must be sleeping in a place not meant form human habitation and/or in an emergency homeless shelter.

Unaccompanied Youth: Minors not in physical custody of parent or guardian, including those living in inadequate housing or shelters, cars, or on the streets. Also, those who have been denied housing by their families and school-age unwed mothers who have no housing of their own.

Nature and Extent of Homelessness: (Optional)

Race:	Sheltered:	Unsheltered (optional)
White	0	0
Black or African American	0	0
Asian	0	0
American Indian or Alaska Native	0	0
Pacific Islander	0	0
Ethnicity:	Sheltered:	Unsheltered (optional)
Hispanic	0	0
Not Hispanic	0	0

Data Source

Comments:

Estimate the number and type of families in need of housing assistance for families with children and the families of veterans.

The number and types of families in need of housing assistance for families with children and the families of veterans varies almost daily. There is a great need for housing and housing assistance in our county as well as statewide. For every one family that is able find and secure housing, there is an average of five families that find themselves homeless with either limited or no resources.

There is no way to estimate this number and type of families in need of housing assistance due to varying factors, such as if they end up living with families, if they are camping, or sleeping in their vehicles, parks, etc. The number of people becoming homeless continues to grow daily.

Describe the Nature and Extent of Homelessness by Racial and Ethnic Group.

Throughout the years, homelessness has not affected one particular ethnic group. Recently, there has been a great change in the diversity of homeless individuals. Where it was once greater with a specific ethnic group, it is now showing a mix of individuals depending on the area. For Kaua'i County we have noticed that the population of homeless grows not by ethnic group but more by area. Homeless individuals tend to stay in areas that are familiar.

Describe the Nature and Extent of Unsheltered and Sheltered Homelessness.

The Statewide Point-In-Time (PIT) Count is conducted annually. The objective of the count is to obtain an accurate estimate of Hawai'i and Kaua'i's sheltered and unsheltered homeless populations: number of

homeless singles; number of persons in households with children; number of chronically homeless individuals and families.

Discussion:

NA-45 Non-Homeless Special Needs Assessment - 91.205 (b,d)

Introduction:

The rural county non-homeless residents with special needs (HIV/AIDS) are served through the Housing Opportunities for Person HIV/AIDS (HOPWA) program administered through the State of Hawai'i Department of Human Services. Maui AIDS Foundation (MAF) serves as the lead agency and project sponsor on behalf of the Neighbor Island HIV/AIDS Coalition (NIHAC).

NIHAC is a cooperative effort of the three community-based AIDS Service Organizations (ASOs) serving the neighbor islands of Kaua'i, Maui, Moloka'i, Lana'i and Hawai'i. Established in 1998, the cooperative agencies of NIHAC are MAF, Malama Pono Health Services and Hawai'i Island HIV/AIDS Foundation. Some of the services and assistance provided by these agencies include: tenant-based rental assistance; short-term rent; mortgage; utilities; housing placement; and supportive services and case management.

Describe the characteristics of special needs populations in your community:

The number of diagnosed HIV and AIDS cases reported to the Department of Health through December 2013 are: 61 HIV (not AIDS) and 147 total AIDS.

The gender affected by HIV infection reported through 2013 was predominately male, 174 or 84%, and females at 34 or 16%.

Maui AIDS Foundation reports that across the rural counties under its sponsorship, most clients have very low incomes through Supplemental Social Security Income (SSI) or Social Security Disability Insurance (SSDI) which restricts their housing choices. Clients very often have substance abuse and mental health issues in addition to being diagnosed with HIV/AIDS, which severely impedes their ability to attain and maintain stable housing. Additionally, advancements in pharmaceuticals and medical technology have resulted in prolonged life and improved quality for persons with HIV/AIDS, so demand for support services and housing assistance continue to increase.

Data Source: (<http://health.hawaii.gov/std-aids/files/2013/05/2013-surveillance-report/pdf>)

What are the housing and supportive service needs of these populations and how are these needs determined?

HOPWA eligible housing clients have limited incomes either because they are solely on disability or have employment constraints due to health. The housing subsidies provided by HOPWA facilitate stable housing while allowing the participants to become more financially able to meet their daily living and

healthcare needs. However, Kaua'i County needs more affordable housing, either public housing or private rentals, which are within fair market rent (FMR) rates established by HUD.

Support services and assistance with transportation, finance, food, obtaining and retaining adequate housing, and medical services, is needed. In Program Year 2014, a total of 513 (458 adults/55 children) received these services on Kauai.

Housing and support services needs are determined by assessment, intake, on-going case management and referrals.

On the medical front, the State Department of Health (DOH) HIV/AIDS Annual Report states that the National HIV/AIDS Strategy is being implemented in Hawai'i through the Continuum of HIV Care. This approach involves early diagnosis of all persons living with HIV transmission to others. Hawai'i's HIV surveillance data provides increasing capacity to monitor how Hawai'i is doing in the HIV care continuum.

Discuss the size and characteristics of the population with HIV/AIDS and their families within the Eligible Metropolitan Statistical Area:

According to the DOH HIV/AIDS Surveillance Report (cases through 2013), there were 4,454 cumulative HIV infection cases diagnosed and reported in the State of Hawai'i, including 1,062 HIV (not AIDS) and 3,392 AIDS cases. Of these cumulative diagnosed cases, the distribution for gender, risk factors, race/ethnicity, and age at diagnosis and county diagnosis was as followed:

Cumulative HIV Infection Cases as of December 31, 2013 (4,454 Cases):

- Gender: 89% men and 11% women
- Risk Factor: 71% were exposed through male-to-male sexual contact, 8% through injection drug use, 7% through both, 7% through heterosexual contact, 6% of cases were undetermined risk, 1% through transfusion, <1% through perinatal, <1% through hemophilia.
- Race/Ethnicity: 57% were Caucasians, 15% Asians, 11% Hawaiians, 7% Hispanics, 5% African-Americans, 4% Multi-racial, and 2% other races.
- Age at Diagnosis: 66% were ages 25-44, 28% ages 45 and over, 5.5% ages 13-24, and .05% pediatric
- County: 73% were diagnosed in Honolulu County, 13% in Hawai'i County, 10% in Maui County, and 5% in Kaua'i County.

Discussion:

NA-50 Non-Housing Community Development Needs – 91.215 (f)

Describe the jurisdiction's need for Public Facilities:

Americans with Disabilities Act (ADA)/Architectural Barrier Removal (ABR) - The County intends to continue efforts to bring its public facilities into compliance with Title II of the Americans with Disabilities Act and has completed the ADA Transition Plan adopted in 1999. Each County department has identified needs for future projects with architectural barrier removal needs and ADA improvements.

PARKS - Kaua'i has 400 acres of county parks with a total of 64 parks under its jurisdiction. Community and neighborhood parks may include playfields, playcourts, recreation buildings and comfort stations. The Kaua'i General Plan describes the need for new facilities and improvements to existing facilities in order to accommodate projected growth. Some of the needs and plans are to acquire land, develop comfort stations and provide additional parking and restrooms.

The CDBG grant represents an important source of gap financing that helps to defray the cost of removing architectural barriers in public facilities, especially those located in low-mod areas.

HEALTH FACILITIES - Kaua'i Community Health Needs Assessment describes the need for "available, accessible, affordable and integrated mental healthcare/substance abuse/developmentally disabled services and facilities". The assessment further describes the need for members of our community to receive health education, housing--transitional, homeless, and affordable senior housing, along with safe communities to encourage and promote physical activities.

For implementation and financing, the county recognizes that they will be hard-pressed to fund all needed projects and improvements. The County will rely on the Capital Improvement Program and will seek County and private partnerships, developers contributions, and other alternative funding.

The County will utilize CDBG funds, where appropriate, to acquire, construct or upgrade community parks, recreational centers and other public facilities.

How were these needs determined?

The need for public facilities are primarily a result of input from public and private agencies responding to the County's Consolidated Plan Needs Survey, attendance at various public community meetings, collaboration with County department associates, the Kaua'i General Plan 2000, and Kaua'i Parks & Recreation Master Plan 2013.

Describe the jurisdiction's need for Public Improvements:

WATER - Kauai's water systems have adequate source and storage capacity to support the existing water demand and have storage for fire emergencies, however, many are near capacity. To accommodate future growth, the County's water systems will need to be expanded. Not only will this expansion require development of new sources, but also, major improvements to transmission and storage facilities.

WASTEWATER – The County operates four waste water systems on the island to serve the areas of Waimea, Hanapepe, 'Ele'ele, Lihu'e, Hanamaulu, and the area between Wailua and Kapa'a. As of 1999, these systems serve 3700 businesses and residential customers. Most systems are operating at 50 percent to full capacity and are already committed to existing and planned development. New treatment capacity may be needed to support potential new development.

SOLID WASTE – The County maintains the islandwide system of solid waste collection and disposal and provides direct service to the public. Over the next two decades, solid waste on Kaua'i is expected to increase by nearly 50 percent from approximately 67,590 tons to a projected 100,840 tons in 2020. New facilities are needed to accommodate the increase and changes to existing facilities.

How were these needs determined?

The need for public improvements are primarily a result of input from public and private agencies responding to the County's Consolidated Plan Needs Survey, attendance at various public community meetings, collaboration with County department associates and the Kaua'i General Plan 2000.

Describe the jurisdiction's need for Public Services:

Annually, the request for CDBG funds under the category of Public Services (PS) exceeds the 15 percent cap. In the 2014 application cycle, Kauai's PS cap was \$106,283; funding requests totaled \$126,017. In PY2015, Kaua'i's PS cap amount was \$105,812, while the amount of funds requested totaled \$220,295. These deficiencies prove the increasing need for essential public services for our community.

The County intends to support new or expanded social services programs to afford service providers the ability to operate programs that can provide direct benefits and services to various subpopulations on Kaua'i. The County also intends to support economic development activities that create jobs for low- and moderate-income individuals.

How were these needs determined?

The need for public services are primarily a result of input from public and private agencies responding to the County's Consolidated Plan Needs Survey, attendance at various public community meetings, and collaboration with numerous social service agencies in the community and County department associates.

Housing Market Analysis

MA-05 Overview

Housing Market Analysis Overview:

Nature of Housing Market – The real estate market is in an upward cycle. This is not particularly helpful to the supply side of the market, especially for lower income families, as most new inventory being produced are market level housing units. Affordable units that are below market prices are usually produced through government-assisted housing programs in partnership with the private sector. Given the limited resources available to produce affordable housing, local government is not able to facilitate development of new rental housing to meet demand. On the supply side of the market for the lower income part of the community, a supply/demand imbalance will continue to impact families that are dependent on rental housing for shelter.

Population and Households – In 2014, Kauaʻi had a resident population of 69,844. Based on the current annual growth rate of 1.1%, Kauaʻi is projected to have a total resident population of 73,806 by year 2019. Kauaʻi accounts for 5.0% of the Hawaiʻi population. Based on average household size of 2.88 persons, households are projected to increase to 25,750 in 2019.

Housing Inventory – According to Esri Business Analyst Online, Kauaʻi's housing inventory totals 31,610 housing units; 45.9% owner occupied, 31% rental occupied, and 23.1% are vacant housing units.

Condition of Housing – Survey data in the Hawaiʻi Housing Planning Study, 2011 indicates that satisfaction ratings for owned units are much higher than for rented units. Less than 2% of owners surveyed reported poor condition as compared with 5% - 7% of renters. Because the measure of housing condition is self-reported by unit residents, this may reflect subjective evaluation of one's own unit versus one that belongs to a landlord. It may also reflect the fact that, with rental housing in such great demand, landlords may not have sufficient incentive to improve their rental units.

Cost of Housing – The real estate market is cyclical in nature and, at times, there is market volatility, up and down. Cycles typically last about 7 years. According to the Kauaʻi Rental Housing Study, 2014, "the

for-sale residential market is midway up its cycle, with shrinking supply of listings and steadily rising prices. In 2014, the median home sale price was well above \$500,000. For rentals, both declining supply and higher prices have tightened the rental market island-wide. According to Kauai's recent rental Study, average advertised rents for 1 & 2 bedroom apartments is \$1,500 per month, and for average 3 & 4 bedroom single family rentals is \$2,400 per month.

MA-10 Number of Housing Units – 91.210(a)&(b)(2)

Introduction

All residential properties by number of units

Property Type	Number	%
1-unit detached structure	20,079	68%
1-unit, attached structure	1,744	6%
2-4 units	2,717	9%
5-19 units	2,966	10%
20 or more units	1,911	6%
Mobile Home, boat, RV, van, etc	91	0%
Total	29,508	100%

Table 27 – Residential Properties by Unit Number

Data Source: 2007-2011 ACS

Unit Size by Tenure

	Owners		Renters	
	Number	%	Number	%
No bedroom	82	1%	534	7%
1 bedroom	607	4%	1,132	14%
2 bedrooms	2,313	17%	2,584	32%
3 or more bedrooms	10,923	78%	3,709	47%
Total	13,925	100%	7,959	100%

Table 28 – Unit Size by Tenure

Data Source: 2007-2011 ACS

Describe the number and targeting (income level/type of family served) of units assisted with federal, state, and local programs.

Government assisted housing consists of rental and special needs housing. The inventory of units that are assisted with federal, state, and local programs serve many segments of the islands population, including elderly, family, public housing, and special needs. A listing of government assisted housing inventory may be viewed on the Hawai'i Housing Finance and Development Corporation website, <http://hawaii.gov/dbedt/hhfdc/resources>. For the most part, government assisted rental units target very-low income households below 50% of the median income.

Provide an assessment of units expected to be lost from the affordable housing inventory for any reason, such as expiration of Section 8 contracts.

Substantially most, if not all of Kauai's affordable housing inventory will continue to serve low-income households for the duration of the 2015-2020 Consolidated Plan, with one exception. In 2018, the 10-year affordability period for 41 unit affordable housing units is set to expire at the Courtyards at Waipouli, an 82-unit rental project located on the eastside of Kaua'i.

Does the availability of housing units meet the needs of the population?

Housing inventory does not meet current needs. Based on past housing studies prepared for Kaua'i County estimating the number of new housing units needed to meet backlog and future housing demand relative to housing type (ownership and rental units), there is a shortage (gap) in housing inventory concentrated among lower income classifications. According to the Hawai'i Housing Planning Study, 2011, 83% of the projected "needed units" through year 2016 are needed by households below 80% of median income, with "the biggest gaps between demand and supply at the bottom of the market." This conclusion is also reinforced by the Kaua'i Rental Housing Study, 2014. It concludes that "the number of rental units affordable to those making below 80% of the median income is inadequate and that the supply/demand imbalance to shelter those making below this income limit is tremendous, in qualitative terms." As new affordable housing inventory has historically trailed demand, the demand and supply gap now and in the future is not expected to measurably improve. Housing needs for the low-income population won't be met unless new inventory is produced with long-term affordability restrictions.

Describe the need for specific types of housing:

According to the Hawai'i Housing Planning Study, 2011, of the 1,312 housing units needed by year 2016, 376 units are ownership and 936 units are rental. Approximately 86% of rental units needed are for families below 80% of median income. Unit type needed by low-income families is mostly multi-family. Units that are needed to serve elderly households account for approximately 19 percent of total needed units by year 2016. Unit type for the elderly population weighs more heavily towards multi-family rentals than single-family. Although not well quantified, to some degree, housing units that might be used by persons with special needs, or persons who are homeless and are trying to re-enter the housing market are needed.

Discussion

MA-15 Housing Market Analysis: Cost of Housing - 91.210(a)

Introduction

Cost of Housing

	Base Year: 2000	Most Recent Year: 2011	% Change
Median Home Value	214,600	561,600	162%
Median Contract Rent	646	1,045	62%

Table 29 – Cost of Housing

Data Source: 2000 Census (Base Year), 2007-2011 ACS (Most Recent Year)

Rent Paid	Number	%
Less than \$500	1,793	22.5%
\$500-999	2,276	28.6%
\$1,000-1,499	2,154	27.1%
\$1,500-1,999	1,105	13.9%
\$2,000 or more	631	7.9%
Total	7,959	100.0%

Table 30 - Rent Paid

Data Source: 2007-2011 ACS

Housing Affordability

% Units affordable to Households earning	Renter	Owner
30% HAMFI	595	No Data
50% HAMFI	1,465	160
80% HAMFI	4,297	452
100% HAMFI	No Data	889
Total	6,357	1,501

Table 31 – Housing Affordability

Data Source: 2007-2011 CHAS

Monthly Rent

Monthly Rent (\$)	Efficiency (no bedroom)	1 Bedroom	2 Bedroom	3 Bedroom	4 Bedroom
Fair Market Rent	0	0	0	0	0
High HOME Rent	0	0	0	0	0

Monthly Rent (\$)	Efficiency (no bedroom)	1 Bedroom	2 Bedroom	3 Bedroom	4 Bedroom
Low HOME Rent	0	0	0	0	0

Table 32 – Monthly Rent

Data Source Comments:

Is there sufficient housing for households at all income levels?

Housing inventory is not sufficient to meet demand. Based on past housing studies prepared for Kauaʻi County that estimate the number of new housing units needed to meet backlog and future housing demand relative to housing type (ownership and rental units), there is a shortage (gap) in housing inventory concentrated among lower income classifications. According to the Hawaiʻi Housing Planning Study, 2011, 83% of the projected “needed units” through year 2016 are needed by households below 80% of median income, with the “the biggest gaps between demand and supply at the bottom of the market.” This conclusion is reconfirmed by the Kauaʻi Rental Housing Study, 2014. It concludes that “the number of rental units affordable to those making below 80% of the median income is inadequate and that the supply/demand imbalance to shelter those making below this income limit is tremendous, in qualitative terms.”

How is affordability of housing likely to change considering changes to home values and/or rents?

Hawaiʻi’s home prices and rents represent some of the highest in America. High costs of land, limits to developable sites, costs of construction materials and labor, and regulatory environment give the State of Hawaiʻi the distinction of having one of the lowest rates of homeownership in the country, and one of the most expensive states in the nation to live when comparing wages to fair market rents. Affordability of housing, relative to upward pressure in housing prices and rents, is likely to worsen, as the general level of incomes in the community are unable to keep pace with the cost of housing.

How do HOME rents / Fair Market Rent compare to Area Median Rent? How might this impact your strategy to produce or preserve affordable housing?

Using advertised rents obtained from the Kauaʻi Rental Housing Study, 2014 to compare with HUD’s 2014 HOME/Fair Market rents, and without taking into consideration utility allowances, data shows that area median rents are trending slightly higher (3% – 5%) for smaller apartment units, and considerably higher (8% -10%) for larger single family units. Strategically, priority is given to push out more affordable housing inventory to preserve affordable housing stock when opportunities arise.

Discussion

MA-20 Housing Market Analysis: Condition of Housing – 91.210(a)

Introduction

Generally, compared with other states, the condition of housing stock is not a serious problem. The medium age of housing units, as reported in the Hawai'i Housing Planning Study, 2011, was about 27 years for Kaua'i County and there are many housing markets across the nation with much older housing stocks. According to the 2009 American Community Survey, Hawai'i's housing units as measured by the Census is relatively good. However, the census figures only identify units without suitable plumbing and kitchen facilities and other conditions are not factored.

Definitions

Survey data taken from the Hawai'i Housing Planning Study, 2011 indicates that satisfaction ratings for owned units are much higher than for rented units. Less than 2% of owner surveyed reported poor condition, compared with 5-7% of renters. Because the measure of housing condition is self-reported by residents, this may reflect subjective evaluation of one's own unit versus one that belongs to a landlord. It may also reflect the fact that, with rental housing in such great demand, landlords may not have sufficient incentive to improve their rental units.

Standard Condition - The unit meets HUD Housing Quality Standards (HQS) and the unit meets all state and local codes.

Substandard Condition but Suitable for Rehabilitation - The unit is in poor condition and it is both structurally and financially feasible to rehabilitate.

Condition of Units

Condition of Units	Owner-Occupied		Renter-Occupied	
	Number	%	Number	%
With one selected Condition	5,329	38%	3,484	44%
With two selected Conditions	538	4%	625	8%
With three selected Conditions	40	0%	12	0%
With four selected Conditions	0	0%	9	0%
No selected Conditions	8,018	58%	3,829	48%
Total	13,925	100%	7,959	100%

Table 33 - Condition of Units

Data Source: 2007-2011 ACS

Year Unit Built

Year Unit Built	Owner-Occupied		Renter-Occupied	
	Number	%	Number	%
2000 or later	1,412	10%	695	9%
1980-1999	6,720	48%	3,602	45%
1950-1979	4,924	35%	2,670	34%
Before 1950	869	6%	992	12%
Total	13,925	99%	7,959	100%

Table 34 – Year Unit Built

Data Source: 2007-2011 CHAS

Risk of Lead-Based Paint Hazard

Risk of Lead-Based Paint Hazard	Owner-Occupied		Renter-Occupied	
	Number	%	Number	%
Total Number of Units Built Before 1980	5,793	42%	3,662	46%
Housing Units build before 1980 with children present	1,298	9%	986	12%

Table 35 – Risk of Lead-Based Paint

Data Source: 2007-2011 ACS (Total Units) 2007-2011 CHAS (Units with Children present)

Vacant Units

	Suitable for Rehabilitation	Not Suitable for Rehabilitation	Total
Vacant Units	0	0	0
Abandoned Vacant Units	0	0	0
REO Properties	0	0	0
Abandoned REO Properties	0	0	0

Table 36 - Vacant Units

Data Source: 2005-2009 CHAS

Need for Owner and Rental Rehabilitation

Given the age and condition of housing stock and the low level of participation in existing residential rehabilitation loan programs, owner and rental rehabilitation is not viewed as a high priority need.

Estimated Number of Housing Units Occupied by Low or Moderate Income Families with LBP Hazards

The 2007-2011 ACS indicates that housing units built before 1980 with children present totals 1,298 units for owner-occupied and 986 units for renters. Specific data estimating the number of housing units with potential LBP hazards occupied by low and moderate income families is not available.

The State of Hawaii's Department of Health provides health and diagnostic screenings for about one-third of the children who are eligible for the state health insurance program. Less than 1% of the screened children have elevated blood lead levels. This is a low rate.

Regarding LBP concerns, the county will take the following actions: 1) comply with federal guidelines of 24 CFR 35 for testing and abating lead-based paint hazards in projects receiving federal assistance; 2) require owner participants in the Section 8 Rental Assistance Program to certify that they will advise the county and tenant-family of any lead-based paint on the surfaces of the unit which they have knowledge of prior to or during the initial housing quality standards inspection of the unit and; 3) provide each tenant participant in the Section 8 Rental Assistance Program with a copy of the EPA Bulletin "Protect Your Family From Lead in Your Home".

Discussion

MA-25 Public and Assisted Housing – 91.210(b)

Introduction

Public housing is owned by the State of Hawai'i and is administered through the Hawai'i Public Housing Authority (HPHA). HPHA manages federal low-rent public housing units statewide with a resident population of over 12,000. The current average age of the HPHA's housing inventory is 39 years.

Totals Number of Units

	Certificate	Mod-Rehab	Public Housing	Program Type					
				Vouchers					
				Total	Project -based	Tenant -based	Special Purpose Voucher		
							Veterans Affairs Supportive Housing	Family Unification Program	Disabled *
# of units vouchers available				1,345			0	0	0
# of accessible units									
*includes Non-Elderly Disabled, Mainstream One-Year, Mainstream Five-year, and Nursing Home Transition									

Table 37 – Total Number of Units by Program Type

Data Source: PIC (PIH Information Center)

Describe the supply of public housing developments:

Describe the number and physical condition of public housing units in the jurisdiction, including those that are participating in an approved Public Housing Agency Plan:

Based on a 2003 Physical Needs Assessment conducted by the International Business Machine, Inc. of all federal housing projects in the state, the State of Hawai'i will need approximately \$650 million over a twenty year period to sufficiently maintain all the units according to HUD public housing standards. See State of Hawai'i Consolidated Plan for more information describing the number and physical condition of public housing units in the jurisdiction.

Public Housing Condition

Public Housing Development	Average Inspection Score

Table 38 - Public Housing Condition

Describe the restoration and revitalization needs of public housing units in the jurisdiction:

The inventory of public housing units is owned by the State of Hawai'i. The Hawai'i Public Housing Authority is responsible for restoration and revitalization. Refer to the State of Hawai'i Consolidated Plan for information regarding restoration and revitalization needs.

Describe the public housing agency's strategy for improving the living environment of low- and moderate-income families residing in public housing:

Refer to State of Hawai'i Consolidated Plan for information pertaining to the Hawai'i Public Housing Authority's strategy for improving the living environment of low- and moderate income families residing in public housing.

Discussion:

For the island of Kaua'i, the State of Hawai'i owns 347 public housing units.

Refer to State of Hawai'i Consolidated Plan for information the supply of public housing units.

MA-30 Homeless Facilities and Services – 91.210(c)

Introduction

Kaua'i has one emergency shelter that provides 19 beds for overnight accommodations. The shelter is currently owned and operated by Kaua'i Economic Opportunity, Inc. (KEO). The shelter runs nightly from 5:00 pm through 6:00 am. Bed assignments are distributed on a first-come, first-serve basis to residents seeking overnight shelter. KEO makes available, to those interested, an informational pamphlet and posts flyers of other available services in accessible areas at their shelter to individuals and families that spend nights there.

Facilities and Housing Targeted to Homeless Households

	Emergency Shelter Beds		Transitional Housing Beds	Permanent Supportive Housing Beds	
	Year Round Beds (Current & New)	Voucher / Seasonal / Overflow Beds	Current & New	Current & New	Under Development
Households with Adult(s) and Child(ren)	19	0	19	19	0
Households with Only Adults	19	0	19	19	0
Chronically Homeless Households	19	0	19	19	0
Veterans	19	0	19	19	0
Unaccompanied Youth	0	0	0	0	0

Table 39 - Facilities and Housing Targeted to Homeless Households

Data Source Comments:

Describe mainstream services, such as health, mental health, and employment services to the extent those services are use to complement services targeted to homeless persons

Kaua'i's mainstream services that complement services targeted to homeless persons are, but not limited to: case management, assessment, job placement, mental health counseling, health screening, drug addiction counseling, parenting classes, financial education, financial assistance, referral services, transitional housing, rental assistance, utility assistance, household voucher assistance and various other programs depending on the individuals need.

Kaua'i lacks services to assist youths transitioning out of foster care. Although there is nothing currently available to assist with this transition, our community is aware of this need and is working towards filling this gap in services.

Such services are designed to assistance individuals and families to become independent and self-sufficient to become productive and involved in their community.

List and describe services and facilities that meet the needs of homeless persons, particularly chronically homeless individuals and families, families with children, veterans and their families, and unaccompanied youth. If the services and facilities are listed on screen SP-40 Institutional Delivery Structure or screen MA-35 Special Needs Facilities and Services, describe how these facilities and services specifically address the needs of these populations.

The majority of services described in SP-40 Institutional Delivery Structure are provided to homeless individual and families. These services are designed to assist families that require some type of assistance to become independent and self-sufficient, and reduce their risk of either near or future homelessness.

These services are set up so that homeless individuals can seek assistance from agencies depending on their current and/or future needs. Such services include, but are not limited to: health screening; financial; medical; rental; and utility assistance. Additonally, job readiness and placement, financial education, mental health and substance abuse counseling are also available. Assistance is solely dependent on the needs of individuals and families. While most of these services are free, few of these services require either a small fee or a commitment to programs.

MA-35 Special Needs Facilities and Services – 91.210(d)

Introduction

As expected, the overall growth rate of our island's population is projected to increase. Kaua'i has a significant and growing population of elderly residents. According to the Agency on Elderly Affairs 4-Year Area Plan on Aging, Kaua'i's 60+ population percentage is the largest in the state and reflects the needs and challenges for the aging community. The Kaua'i County Community Health Needs Assessment indicates that our county is "medically underserved" with limited access to centers. This Assessment further describes the need for more community centers, clinics and resources for prevention, screening and treatment for substance abuse, mental health and other special needs populations.

Individuals and families of this population require specialized services and housing support. Considering the island's housing market—the lack of supply and affordability for lower income families and individuals, projected increases to our population, and the continual burden experienced by social service providers due to funding cuts, the County will provide and/or leverage CDBG funds to support special needs facilities and services that will meet the needs of the community and goals identified in this plan.

Including the elderly, frail elderly, persons with disabilities (mental, physical, developmental), persons with alcohol or other drug addictions, persons with HIV/AIDS and their families, public housing residents and any other categories the jurisdiction may specify, and describe their supportive housing needs

Based on data from PIH Information Center, PIT Count Reports, review and consultation of various plans, public input and surveys conducted, Kaua'i County has identified the need for affordable rental and permanent housing, as well as transitional and group home facilities for the elderly, persons with disabilities, substance abuse and HIV/AIDS. Likewise, medical and supportive services are also needed. Newly identified as a high priority for our County is the need for housing and supportive services for the island's transition age youth.

Describe programs for ensuring that persons returning from mental and physical health institutions receive appropriate supportive housing

Located in central Lihu'e, Steadfast Housing Development Corporation is a non-profit entity that serves individuals with serious and persistent mental illness by providing housing and employment opportunities. Friendship House is a Clubhouse Model Psychiatric Rehabilitation program where members have opportunities to work in part-time jobs to strengthen individual skills, abilities and self-esteem. Kaua'i Economic Opportunity, Inc. is another non-profit organization that serves the island. KEO administers various programs to assist the economically disadvantaged population to include owning and operating two group homes that house persons who are disabled. With a portion of funds

received from CDBG, Easter Seals Kaua'i increased membership and expanded services at their adult day care center by rehabbing the former Waimea Dispensary building. HUD provides funding to serve the needs of our veterans, via vouchers from the Kaua'i County Housing Agency Rental Assistance Program and Veterans Affairs Supportive Housing. Organizations like Women in Need, Love the Journey and U-Turn for Christ, to name a few, provide transitional housing and services to assist with those struggling from substance abuse and addictions. YWCA of Kaua'i operates the only women's health center to address the needs of victims of domestic violence, while Malama Pono Health Services is the only organization to provide services to persons with HIV/AIDS.

Specify the activities that the jurisdiction plans to undertake during the next year to address the housing and supportive services needs identified in accordance with 91.215(e) with respect to persons who are not homeless but have other special needs. Link to one-year goals. 91.315(e)

The Housing Agency will provide CDBG funds, other revolving funds and/or leveraged funds to:

- 1) Kanipo'o (Rice Camp Senior Housing) – newly developed rental complex for seniors 62+, 30 more units will be filled to the recently occupied 36 units (via HOME funding);
- 2) Love the Journey, Women in Need, U-Turn for Christ – will provide public services for substance abuse, employment readiness, case management and more; with leveraged funds each organization will assist in the fight to prevent homelessness by providing transitional housing;
- 3) County Department of Public Works will construct a shared use path to provide access for residents of Kanipo'o Senior Housing and Lihu'e Court Townhomes—a low and moderate income rental apartment complex for individuals and families;
- 4) Section 8 Rental Assistance vouchers (HUD).

Some of the goals that are expected to be realized during the year are:

- 1) Public service activities other than Low/Moderate Housing Benefit; and
- 2) Public facility or infrastructure activities other than Low/Moderate Income Housing Benefit.

For entitlement/consortia grantees: Specify the activities that the jurisdiction plans to undertake during the next year to address the housing and supportive services needs identified in accordance with 91.215(e) with respect to persons who are not homeless but have other special needs. Link to one-year goals. (91.220(2))

Not Applicable.

MA-40 Barriers to Affordable Housing – 91.210(e)

Negative Effects of Public Policies on Affordable Housing and Residential Investment

In the context of building homes that are affordable, many government regulations are in place to ensure health and safety and to protect natural resources. However, government regulations can work against developing affordable housing. The most common types of regulation that affect housing are building codes, environmental regulations, zoning, land use, impact fees and exactions, fiscal policy and administrative practices. The negative effects from regulation are delays and additional costs to develop. In developing affordable housing, this can directly impact project feasibility.

MA-45 Non-Housing Community Development Assets – 91.215 (f)

Introduction

The County intends to support economic development activities that create jobs for low and moderate income individuals.

Economic Development Market Analysis

Business Activity

Business by Sector	Number of Workers	Number of Jobs	Share of Workers %	Share of Jobs %	Jobs less workers %
Agriculture, Mining, Oil & Gas Extraction	481	532	2	3	1
Arts, Entertainment, Accommodations	7,188	8,152	35	40	5
Construction	1,237	1,440	6	7	1
Education and Health Care Services	2,883	2,455	14	12	-2
Finance, Insurance, and Real Estate	1,165	1,067	6	5	-1
Information	318	262	2	1	-1
Manufacturing	442	293	2	1	-1
Other Services	932	892	5	4	-1
Professional, Scientific, Management Services	1,049	904	5	4	-1
Public Administration	0	0	0	0	0
Retail Trade	3,246	3,024	16	15	-1
Transportation and Warehousing	1,141	942	6	5	-1
Wholesale Trade	590	402	3	2	-1
Total	20,672	20,365	--	--	--

Table 40 - Business Activity

Data Source: 2007-2011 ACS (Workers), 2011 Longitudinal Employer-Household Dynamics (Jobs)

Labor Force

Total Population in the Civilian Labor Force	34,688
Civilian Employed Population 16 years and over	32,372
Unemployment Rate	6.68
Unemployment Rate for Ages 16-24	18.37
Unemployment Rate for Ages 25-65	4.64

Table 41 - Labor Force

Data Source: 2007-2011 ACS

Occupations by Sector	Number of People
Management, business and financial	6,583
Farming, fisheries and forestry occupations	1,144
Service	4,316
Sales and office	7,826
Construction, extraction, maintenance and repair	3,855
Production, transportation and material moving	1,577

Table 42 – Occupations by Sector

Data Source: 2007-2011 ACS

Travel Time

Travel Time	Number	Percentage
< 30 Minutes	21,136	71%
30-59 Minutes	7,910	27%
60 or More Minutes	770	3%
Total	29,816	100%

Table 43 - Travel Time

Data Source: 2007-2011 ACS

Education:

Educational Attainment by Employment Status (Population 16 and Older)

Educational Attainment	In Labor Force		Not in Labor Force
	Civilian Employed	Unemployed	
Less than high school graduate	1,366	62	1,033
High school graduate (includes equivalency)	7,211	679	2,514
Some college or Associate's degree	11,299	573	2,431

Educational Attainment	In Labor Force		Not in Labor Force
	Civilian Employed	Unemployed	
Bachelor's degree or higher	7,123	376	1,574

Table 44 - Educational Attainment by Employment Status

Data Source: 2007-2011 ACS

Educational Attainment by Age

	Age				
	18–24 yrs	25–34 yrs	35–44 yrs	45–65 yrs	65+ yrs
Less than 9th grade	40	12	80	686	2,151
9th to 12th grade, no diploma	408	308	421	954	702
High school graduate, GED, or alternative	2,224	2,782	2,347	5,343	2,706
Some college, no degree	2,048	2,007	2,168	5,399	1,538
Associate's degree	225	932	1,237	2,594	566
Bachelor's degree	125	1,509	1,620	3,570	1,190
Graduate or professional degree	20	308	443	1,675	913

Table 45 - Educational Attainment by Age

Data Source: 2007-2011 ACS

Educational Attainment – Median Earnings in the Past 12 Months

Educational Attainment	Median Earnings in the Past 12 Months
Less than high school graduate	20,376
High school graduate (includes equivalency)	30,507
Some college or Associate's degree	34,134
Bachelor's degree	41,665
Graduate or professional degree	50,352

Table 46 – Median Earnings in the Past 12 Months

Data Source: 2007-2011 ACS

Based on the Business Activity table above, what are the major employment sectors within your jurisdiction?

The County's major sectors of employment are accommodations, retail trade, health care services and education.

Describe the workforce and infrastructure needs of the business community:

There are 34,688 civilians in the labor force and the unemployment rate is 6.68%. The highest ranking occupation by sector is in sales and office. In the civilian workforce, 11,299 has some college or associates degree and 7,123 have a bachelors degree or higher. The Kaua'i Economic Development Plan notes that many employers expressed issues with entry level hires and the lack of basic skills in reading and math. The plan further describes that about one-third of Kaua'i 10th graders are performing below average on the Stanford Achievement Test. More alarming, about 11 percent of persons aged 25 and older have less than a high school education--which is higher than any other county in the state. Along with the need for increased jobs, education and opportunities to acquire skills, the Kaua'i Economic Development Plan 2005-2015 recognizes that public facilities and social services are essential to support overall economic development for Kaua'i.

Describe any major changes that may have an economic impact, such as planned local or regional public or private sector investments or initiatives that have affected or may affect job and business growth opportunities during the planning period. Describe any needs for workforce development, business support or infrastructure these changes may create.

The Kaua'i Economic Development Plan not only addresses the issues impacting economic development, but it identifies how the county will proactively promote and invest in emerging industries such as, food and agriculture, health and wellness, sports and recreation, arts and culture, high technology and renewable energy. To that end, CDBG funds will be made available to eligible activities, to meet the potential needs of new and existing businesses, educators, employers and other organizations to create new jobs, facilitate career planning for students, expand and train workforce, promote affordable housing and improve skills and work readiness.

How do the skills and education of the current workforce correspond to employment opportunities in the jurisdiction?

Considering the major sectors of employment (accommodations, retail trade, health care services, and education), the high unemployment rate (18 percent) falling in the bracket for ages 16-24, and the lack of basic reading and math skills for entry level jobs, having the resources to promote better and higher education, and to increase job training skills, is essential for the economic growth of the island.

Describe any current workforce training initiatives, including those supported by Workforce Investment Boards, community colleges and other organizations. Describe how these efforts will support the jurisdiction's Consolidated Plan.

Hawaii Department of Labor and Industrial Relations (DLIR) has completed an initiative designed to stimulate job growth in Hawai'i called Volunteer Internship Program (VIP). The VIP program allows job seekers, especially those receiving unemployment insurance (UI) benefits, to gain workforce training. Individuals will gain new skills, experience, and/or references. It also provides UI claimants and

other eligible interns with an opportunity to be introduced to potential employers for future job openings.

The Housing Agency's Family Self-Sufficiency (FSS) Coordinator currently serves on the Kauai Workforce Investment Board (KWIB). Partnering with KWIB fosters employment and educational opportunities that could be supported with CDBG funds.

Does your jurisdiction participate in a Comprehensive Economic Development Strategy (CEDS)?

Yes

If so, what economic development initiatives are you undertaking that may be coordinated with the Consolidated Plan? If not, describe other local/regional plans or initiatives that impact economic growth.

The County of Kaua'i, Office of Economic Development produced the Kaua'i Economic Development Plan, Kaua'i's Comprehensive Economic Development Strategy (CEDS) Report and the Housing Agency's director served as a contributing member of the committee.

The Housing Agency will support, promote and make CDBG funds available where appropriate, to meet the prescribed goals and objectives under the Kaua'i Economic Development Plan that impact economic growth.

Discussion

MA-50 Needs and Market Analysis Discussion

Are there areas where households with multiple housing problems are concentrated? (include a definition of "concentration")

No areas with concentrated multiple housing problems are known to exist.

Are there any areas in the jurisdiction where racial or ethnic minorities or low-income families are concentrated? (include a definition of "concentration")

No areas of concentrated racial or ethnic minorities or low-income families are known to exist.

What are the characteristics of the market in these areas/neighborhoods?

Not applicable.

Are there any community assets in these areas/neighborhoods?

Not applicable.

Are there other strategic opportunities in any of these areas?

Not applicable.

Strategic Plan

SP-05 Overview

Strategic Plan Overview

The 5-year Consolidated Plan has been developed based on analyzing and identifying the needs and problems experienced by the County of Kauaʻi and other local branches of government, its community of public and private agencies, business and civic leaders, and residents. Through on-going collaboration, consultation, review, and data analysis of reports, plans and assessments, in addition to public input and surveys conducted, the county has developed a strategy to meet the needs for: 1) decent housing; 2) economic opportunities; and 3) suitable living environments.

The priorities, goals, objectives and activities planned for the next five years are designed to benefit individuals and households who are at or less than 80 percent of HUD's median income and are described in more detail in this section of the Consolidated Plan.

The County of Kauaʻi will invest and allocate CDBG and HOME funds for:

- Housing and special needs housing projects that provide a wide range of rental housing, homeownership and rehabilitation that will create and preserve decent, affordable and workforce housing;
- Homeless needs for emergency shelters, transitional housing, group homes, permanent housing and supportive services in order to reduce and end homelessness;
- Economic development to promote and support programs that create jobs and training opportunities;
- Community development that will build community infrastructure through improvements and removal of architectural barriers to increase accessibility to community centers, parks, and other public facilities; and
- Community development for new and expanded public service projects to sustain and expand community benefits.

Additionally, the county will maximize efficiency and financial sustainability by administering and managing programs that revolve grant funds and leverage CDBG funds with other resources.

SP-10 Geographic Priorities – 91.215 (a)(1)

Geographic Area

Table 47 - Geographic Priority Areas

1	Area Name:	Island of Kauai
	Area Type:	Local Target area
	Other Target Area Description:	
	HUD Approval Date:	
	% of Low/ Mod:	
	Revital Type:	Other
	Other Revital Description:	Geographic area covered by this plan is the entire island of Kauai
	Identify the neighborhood boundaries for this target area.	
	Include specific housing and commercial characteristics of this target area.	
	How did your consultation and citizen participation process help you to identify this neighborhood as a target area?	
	Identify the needs in this target area.	
	What are the opportunities for improvement in this target area?	
	Are there barriers to improvement in this target area?	

General Allocation Priorities

Describe the basis for allocating investments geographically within the jurisdiction (or within the EMSA for HOPWA)

The geographical area covered by this Consolidated Plan is the entire County of Kaua'i.

The following geographic area information was published by the University of Hawai'i, Center on the Family, College of Tropical Agriculture and Human Resources. Geographically, Kaua'i is described by three areas: east, central, and west. East Kaua'i is home to almost 25,000 residents from the neighborhoods of Haena, Hanalei, Princeville, Kalihiwai, Kilauea, Anahola, Kapa'a, Wailua, Wailua Homesteads and surrounding areas. The ethnic makeup of this area is mixed, with relatively higher proportions of Caucasians and Native Hawaiians and relatively lower proportions of Asians and other Pacific Islanders than the state as a whole. More than one-fourth of the people here identify themselves as Hawaiian or Part-Hawaiian.

Central Kaua'i is home to almost 23,000 residents in the neighborhoods served by Hanama'ulu, Lihu'e, Puhi, Koloa, Po'ipu, 'Oma'o, Lawa'i, as well as parts of Kalaheo and 'Ele'ele. The neighborhoods of Central Kauai are relatively stable. More than 60% of the residents have lived in the same house for 5 years or more, and more people own their homes than in half of all communities statewide.

West Kaua'i houses fewer than 11,000 residents and includes the neighborhoods Hanapepe, Pakala Village, Kaumakani, Waimea and Kekaha. This community ranks third-largest in the state for neighborhood stability, with more than 71% of the residents living in the same house for 5 years or more.

SP-25 Priority Needs - 91.215(a)(2)

Priority Needs

Table 48 – Priority Needs Summary

1	Priority Need Name	Housing and Special Needs Housing - Rental Housing
	Priority Level	High
	Population	Extremely Low Low Moderate Large Families Families with Children Elderly Public Housing Residents Individuals Unaccompanied Youth
	Geographic Areas Affected	Island of Kauai
	Associated Goals	HO-3 HR-1
	Description	Use CDBG and HOME funds to finance new construction of rental units.
	Basis for Relative Priority	Results of the online 2015-2020 COK Housing Agency Consolidated Plan Needs Survey indicating a medium to high priority need.
2	Priority Need Name	Housing and Special Needs Housing - Homeowner
	Priority Level	High
	Population	Extremely Low Low Moderate Large Families Families with Children Elderly Public Housing Residents Individuals Unaccompanied Youth

	Geographic Areas Affected	Island of Kauai
	Associated Goals	HO-1 HO-2 HO-3
	Description	Use CDBG and HOME funds for low-cost financing to assist first-time homeowners purchase existing homes; invest funds to finance housing development sites that are suitable for self-help and turn-key housing; and provide homebuyer education and counseling services.
	Basis for Relative Priority	Results of the online 2015-2020 COK Housing Agency Consolidated Plan Needs Survey indicating a medium to high priority need.
3	Priority Need Name	Housing and Special Needs Housing - Rehabilitation
	Priority Level	High
	Population	Extremely Low Low Moderate Large Families Families with Children Elderly Individuals Unaccompanied Youth Persons with Mental Disabilities Persons with Physical Disabilities Persons with Developmental Disabilities Persons with Alcohol or Other Addictions Persons with HIV/AIDS and their Families Victims of Domestic Violence
	Geographic Areas Affected	Island of Kauai
	Associated Goals	HO-4
	Description	Provide low-interest loans to households that need rehabilitation to address health and safety and improve energy efficiency. Provide funds for acquisition and/or rehabilitation for single-unit and multi-unit residential for housing.

	Basis for Relative Priority	Results of the online 2015-2020 COK Housing Agency Consolidated Plan Needs Survey indicating a medium to high priority need.
4	Priority Need Name	Homeless Needs - Emergency Shelter & Transitional
	Priority Level	High
	Population	Extremely Low Low Moderate Large Families Families with Children Elderly Individuals Unaccompanied Youth Persons with Mental Disabilities Persons with Physical Disabilities Persons with Developmental Disabilities Persons with Alcohol or Other Addictions Persons with HIV/AIDS and their Families Victims of Domestic Violence
	Geographic Areas Affected	Island of Kauai
	Associated Goals	H-1 H-2
	Description	Provide CDBG and HOME funds to acquire, rehab, or construct emergency shelters for homeless or rental units for working homeless transition to permanent housing.
	Basis for Relative Priority	Results of the online 2015-2020 COK Housing Agency Consolidated Plan Needs Survey indicating a medium to high priority need.
5	Priority Need Name	Homeless Needs - Permanent Housing
	Priority Level	High

	Population	Extremely Low Low Moderate Large Families Families with Children Elderly Public Housing Residents Individuals Unaccompanied Youth
	Geographic Areas Affected	Island of Kauai
	Associated Goals	HO-2 HR-1
	Description	Provide funds to acquire, rehab, or construct housing units for permanent housing.
	Basis for Relative Priority	Results of the online 2015-2020 COK Housing Agency Consolidated Plan Needs Survey indicating a medium to high priority need.
6	Priority Need Name	Homeless Needs - Group Home
	Priority Level	High
	Population	Extremely Low Low Moderate Elderly Chronic Homelessness Individuals Mentally Ill Chronic Substance Abuse veterans Persons with HIV/AIDS Victims of Domestic Violence Unaccompanied Youth
	Geographic Areas Affected	Island of Kauai
	Associated Goals	H-1 H-2
	Description	Provide funds to acquire, rehab or construct housing for group homes.

	Basis for Relative Priority	Results of the online 2015-2020 COK Housing Agency Consolidated Plan Needs Survey indicating a medium to high priority need.
7	Priority Need Name	Homeless Needs - Supportive Services
	Priority Level	High
	Population	Low Moderate Middle Large Families Families with Children Elderly Chronic Homelessness Individuals Families with Children Mentally Ill Chronic Substance Abuse veterans Persons with HIV/AIDS Victims of Domestic Violence Unaccompanied Youth
	Geographic Areas Affected	Island of Kauai
	Associated Goals	H-3
	Description	Provide funds to support service providers that can assist with outreach, intake, mental health care, substance abuse treatment, childcare, job training, case management, housing search and placement, and life skills training.
	Basis for Relative Priority	Results of the online 2015-2020 COK Housing Agency Consolidated Plan Needs Survey indicating a medium to high priority need.
8	Priority Need Name	Community Development Needs - Economic Development
	Priority Level	High
	Population	Extremely Low Low Moderate Individuals

	Geographic Areas Affected	Island of Kauai
	Associated Goals	PS-2
	Description	Provide funds for supportive services and financial assistance through direct financial assistance (business loans), microenterprise assistance, and business technical assistance.
	Basis for Relative Priority	Results of the online 2015-2020 COK Housing Agency Consolidated Plan Needs Survey indicating a medium to high priority need.
9	Priority Need Name	Community Development Needs - Public Facilities
	Priority Level	High
	Population	Low Moderate Middle Persons with Mental Disabilities Persons with Physical Disabilities Persons with Developmental Disabilities Persons with Alcohol or Other Addictions Persons with HIV/AIDS and their Families Victims of Domestic Violence Other
	Geographic Areas Affected	Island of Kauai
	Associated Goals	PF-1 PF-2
	Description	Provide funds to remove architectural barriers from parks, recreational and community centers, and other public facilities. Provide funds to acquire, construct or upgrade public facilities.
	Basis for Relative Priority	Results of the online 2015-2020 COK Housing Agency Consolidated Plan Needs Survey indicating a medium to high priority need.
10	Priority Need Name	Community Development Needs - Infrastructure
	Priority Level	High

	Population	Extremely Low Low Moderate
	Geographic Areas Affected	Island of Kauai
	Associated Goals	PF-2
	Description	Provide funds to acquire, construct or upgrade public facilities (not ADA improvements).
	Basis for Relative Priority	Results of the online 2015-2020 COK Housing Agency Consolidated Plan Needs Survey indicating a medium to high priority need.
11	Priority Need Name	Community Development Needs - Public Services
	Priority Level	High
	Population	Extremely Low Low Moderate Large Families Families with Children Elderly Public Housing Residents Unaccompanied Youth Persons with Mental Disabilities Persons with Physical Disabilities Persons with Developmental Disabilities Persons with Alcohol or Other Addictions Persons with HIV/AIDS and their Families Victims of Domestic Violence Other
	Geographic Areas Affected	Island of Kauai
	Associated Goals	PS-1
	Description	Provide funds for new or expanded programs.

	Basis for Relative Priority	Results of the online 2015-2020 COK Housing Agency Consolidated Plan Needs Survey indicating a medium to high priority need.
12	Priority Need Name	Community Development Needs - Fair Housing Needs
	Priority Level	High
	Population	Low Moderate Middle Large Families Families with Children Elderly Public Housing Residents Chronic Homelessness Individuals Chronic Substance Abuse veterans Persons with HIV/AIDS Victims of Domestic Violence Unaccompanied Youth Persons with Mental Disabilities Persons with Physical Disabilities Persons with Developmental Disabilities Persons with Alcohol or Other Addictions Persons with HIV/AIDS and their Families Victims of Domestic Violence Other
	Geographic Areas Affected	Island of Kauai
	Associated Goals	FH-1
	Description	Provide funds for education, outreach, training and coordination.
	Basis for Relative Priority	Results of the online 2015-2020 COK Housing Agency Consolidated Plan Needs Survey indicating a medium to high priority need.
13	Priority Need Name	Community Development Needs - Planning and Admin
	Priority Level	High

	Population	Extremely Low Low Moderate
	Geographic Areas Affected	Island of Kauai
	Associated Goals	A-1
	Description	Provide appropriate, efficient and effective use of funds for program administration.
	Basis for Relative Priority	Results of the online 2015-2020 COK Housing Agency Consolidated Plan Needs Survey indicating a medium to high priority need.

Narrative (Optional)

In addition to results of the online needs assessment survey, county staff relied on collaboration and consultation with other local branches of government, its community of public and private agencies, business and civic leaders, and residents. Staff also reviewed and analyzed numerous reports, plans and assessments in order to set forth priorities in this plan.

SP-30 Influence of Market Conditions – 91.215 (b)

Influence of Market Conditions

Affordable Housing Type	Market Characteristics that will influence the use of funds available for housing type
Tenant Based Rental Assistance (TBRA)	
TBRA for Non-Homeless Special Needs	
New Unit Production	<p>Approximately 1,312 new units are needed to meet overall housing demand through year 2016, with about 70% of the units needed for the rental market. This needs estimate is provided through the Hawaii Housing Policy Study, 2011. The Study shows that most demand for new units (83%) are households below 80% of median income.</p> <p>According to the Kaua'i Rental Housing Study, 2014, the projected rental housing need through year 2020 is 2,987 dwelling units. Based on this Study, 60% of new units needed by year 2020 are households below 80% of median income.</p> <p>Kaua'i's real estate market is in an upward cycle. This trend reduces the supply side of the market, especially to lower income families in need of rental housing, as most new inventory is for market housing sales. In view of limited resources available to produce affordable housing, government is not able to facilitate a sufficient amount of new housing inventory to keep pace with demand.</p> <p>Based on the influence of market conditions that creates a supply/demand imbalance for the community, the limited resources available to develop new housing inventory is being targeted to new unit production to address the severity of housing problems and needs of households below 80% of median income.</p>
Rehabilitation	
Acquisition, including preservation	

Table 49 – Influence of Market Conditions

SP-35 Anticipated Resources - 91.215(a)(4), 91.220(c)(1,2)

Introduction

The County does not expect to receive CDBG program income during the PY 2015 Action Plan. The amount available in "Prior Year Resources" reflect the current combined balances from PY 2014 Housing Agency's revolving loan fund activities: 1) Homebuyer Loan Program, 2) Home Purchase Program, and 3) Residential Rehabilitation Revolving Loan Program. The County will make a request to HUD to reprogram or carry over prior year resources to each designated PY 2015 activity. Additionally, all other home sales, ground lease fees and loan repayments generated from County Housing programs will be receipted to the designated activities' revolving fund.

Anticipated Resources

Program	Source of Funds	Uses of Funds	Expected Amount Available Year 1				Expected Amount Available Reminder of ConPlan \$	Narrative Description
			Annual Allocation: \$	Program Income: \$	Prior Year Resources: \$	Total: \$		
CDBG	public - federal	Acquisition Admin and Planning Economic Development Housing Public Improvements Public Services	705,416	0	2,239,849	2,945,265	0	Prior Year Resources reflects the amount available for all remaining revolving loan/fund balances from PY 2014: 1) Homebuyer Loan Program, 2) Home Purchase Program, and 3) Residential Rehabilitation Revolving Loan Program, will be reprogrammed/carried over to PY 2015.

Table 50 - Anticipated Resources

Explain how federal funds will leverage those additional resources (private, state and local funds), including a description of how matching requirements will be satisfied

Many community non-profit organizations leverage CDBG funds with other private and non-federal public sources. The leveraging of resources and anticipated amounts are identified with the description of CDBG activities that will take place during the program year. Other sources of funds that are potentially available to support the objectives of an annual Action Plan may include: Low-Income Housing Tax Credits, Section 8 Housing Choice Vouchers, Economic Development Initiative, U.S. Department of Agriculture Rural Development programs, private foundations, state CIP funds, and county funds.

If appropriate, describe publically owned land or property located within the jurisdiction that may be used to address the needs identified in the plan

To meet the housing needs of Kaua'i County, there are various public housing for elderly and families developed with funding or support from federal, state or county resources. The following is a list of county-owned or leased land or property that could meet housing needs identified in the plan:

- 1) Kalepa Village I, II, III, IV - existing; 180 affordable rental units.
- 2) Pa'anau Village I & II - existing; 110 affordable rental units.
- 3) Kaniko'o (Rice Camp Senior Housing), Phase I - new development; 60-unit affordable rental complex for seniors 62 years or older; tenant occupancy began in March 2015; plans for Phase II are moving forward with construction to start as funding becomes available.
- 4) Lima Ola - 75 acres for workforce housing development; could potentially develop 550 affordable homes of various units types to include single-family detached units, duplexes and small-lot units intended for aging in place; master plan has been completed.
- 5) Kukui'ula - 11 acres for workforce housing development with 150 units of residential density; land recently acquired.

Discussion

SP-40 Institutional Delivery Structure – 91.215(k)

Explain the institutional structure through which the jurisdiction will carry out its consolidated plan including private industry, non-profit organizations, and public institutions.

Responsible Entity	Responsible Entity Type	Role	Geographic Area Served
County of Kauai Transportation Agency	Government	Homelessness Non-homeless special needs public facilities	Jurisdiction
Kauai Police Department	Government	Homelessness Non-homeless special needs public services	Jurisdiction
County of Kauai Department of Parks and Recreation	Government	Homelessness Non-homeless special needs public facilities	Jurisdiction
Young Women's Christian Association of Kauai	Non-profit organizations	Homelessness Non-homeless special needs Public Housing public facilities public services	Jurisdiction
AMERICAN CANCER SOCIETY	Non-profit organizations	Homelessness Non-homeless special needs public services	Jurisdiction
DEPARTMENT OF VETERANS AFFAIRS	Government	Homelessness Non-homeless special needs Ownership Planning Public Housing Rental public facilities public services	Nation
DHS-DIVISION OF VOCATIONAL REHABILITATION	Government	Homelessness Non-homeless special needs public services	Jurisdiction

Responsible Entity	Responsible Entity Type	Role	Geographic Area Served
DOH-KAUAI COMMUNITY MENTAL HEALTH CENTER	Government	Homelessness Non-homeless special needs Planning public services	State
HOOLA LAHUI HAWAII	Non-profit organizations	Homelessness Non-homeless special needs public services	Jurisdiction
KAUAI ECONOMIC OPPORTUNITY, INC.	CHDO	Homelessness Non-homeless special needs Planning Rental public services	Jurisdiction
Legal Aid Society of Hawaii - Kauai	Non-profit organizations	Homelessness Non-homeless special needs public services	State
Malama Pono	Non-profit organizations	Homelessness Non-homeless special needs Planning Rental public facilities public services	State
Women In Need	Non-profit organizations	Homelessness Non-homeless special needs Planning public facilities public services	Jurisdiction
WORKFORCE DEVELOPMENT DIVISION	Government	Homelessness Non-homeless special needs public services	State

Responsible Entity	Responsible Entity Type	Role	Geographic Area Served
CATHOLIC CHARITIES HAWAII	Community/Faith-based organization	Homelessness Non-homeless special needs public services	State
STEADFAST HOUSING DEVELOPMENT CORP	Non-profit organizations	Homelessness Non-homeless special needs Rental public services	State
HAWAIIAN COMMUNITY ASSETS	Non-profit organizations	Non-homeless special needs public services	State
CHILD AND FAMILY SERVICE	Non-profit organizations	Non-homeless special needs public services	State
MENTAL HEALTH KOKUA	Non-profit organizations	Homelessness Planning public services	State
Hawaii Homeownership Center	Non-profit organizations	Non-homeless special needs public services	State
KIDS SCHOOL	Public institution	Non-homeless special needs public services	Jurisdiction
ST. CATHERINE SCHOOL	Public institution	Non-homeless special needs public services	Jurisdiction
Love the Journey	Non-profit organizations	Homelessness Non-homeless special needs public services	Jurisdiction

Table 51 - Institutional Delivery Structure

Assess of Strengths and Gaps in the Institutional Delivery System

The economically disadvantaged population relies on public services to obtain essential basic living support, such as, shelter, food, healthcare and to gain skills for employment. For many, physical, financial, legal and cultural barriers can prevent access to services available.

Strengths: There are many diverse, experienced organizations throughout the island (listed in Table 5) that generally provides specialized services in a specific field or focused on a specific goal and outcome.

Gaps: To minimize gaps in services that crossover, on-going coordination, collaboration, and networking among the agencies are crucial in order to effectively assist the overall needs of a participant.

The Continuum of Care and Kaua'i Community Alliance continues to provide a foundation for service providers to network, however, membership and participation must increase in order to become a cohesive system that can deliver public services more efficiently and expand access across the board.

Availability of services targeted to homeless persons and persons with HIV and mainstream services

Homelessness Prevention Services	Available in the Community	Targeted to Homeless	Targeted to People with HIV
Homelessness Prevention Services			
Counseling/Advocacy	X	X	X
Legal Assistance	X	X	X
Mortgage Assistance	X		
Rental Assistance	X	X	X
Utilities Assistance	X	X	X
Street Outreach Services			
Law Enforcement	X		
Mobile Clinics			
Other Street Outreach Services		X	X
Supportive Services			
Alcohol & Drug Abuse	X	X	X
Child Care			
Education	X	X	X
Employment and Employment Training	X	X	X
Healthcare	X	X	X
HIV/AIDS	X	X	X
Life Skills	X	X	X
Mental Health Counseling	X	X	X
Transportation	X	X	X
Other			

Table 52 - Homeless Prevention Services Summary

Describe how the service delivery system including, but not limited to, the services listed above meet the needs of homeless persons (particularly chronically homeless individuals and families, families with children, veterans and their families, and unaccompanied youth)

Under the Continuum of Care there is an emergency shelter and several transitional housing units. Agencies that oversee these housing facilities assist tenants with referrals or administer programs that

offer permanent supportive housing, rapid re-housing and homeless prevention. These institutional services are available to chronically homeless individuals, families with children, veterans and their families, and people with HIV. As listed in Table 52, some services include education, financial education, legal consultations and some legal services, medical care, and mental health services. As previously mentioned, social service providers are constantly tasked to coordinate services to increase efficiency in serving the homeless and special needs population.

Housing and homeless prevention services are minimal for unaccompanied youth who are not in the physical custody of a parent or guardian. The recent needs assessment survey conducted by the County shows the increased need for housing and supportive services for youth in transition.

Describe the strengths and gaps of the service delivery system for special needs population and persons experiencing homelessness, including, but not limited to, the services listed above

Some of the strengths of the service delivery system are the social services that provide services to either assist individuals in gaining or maintaining employment and housing. The largest gaps in the service delivery system for special needs populations and persons experiencing homelessness include a lack of housing, particularly affordable housing, and the presence of minimal mental health services.

Provide a summary of the strategy for overcoming gaps in the institutional structure and service delivery system for carrying out a strategy to address priority needs

The Continuum of Care (CoC) works collectively to find and sustain affordable supportive housing in the community. Relationships (through non-profit agencies) are formed with private landlords and business owners to increase rental housing inventory. This can allow more chronically homeless individuals and families to be housed immediately.

SP-45 Goals Summary – 91.215(a)(4)

Goals Summary Information

Sort Order	Goal Name	Start Year	End Year	Category	Geographic Area	Needs Addressed	Funding	Goal Outcome Indicator
1	HR-1	2015	2020	Affordable Housing	Island of Kauai	Homeless Needs - Permanent Housing Housing and Special Needs Housing - Rental Housing	CDBG: \$87,500	Rental units constructed: 40 Household Housing Unit
2	HO-1	2015	2020	Affordable Housing	Island of Kauai	Housing and Special Needs Housing - Homeowner	CDBG: \$87,500	Homeowner Housing Added: 10 Household Housing Unit
3	HO-2	2015	2020	Affordable Housing	Island of Kauai	Homeless Needs - Permanent Housing Housing and Special Needs Housing - Homeowner	CDBG: \$87,500	Homeowner Housing Added: 10 Household Housing Unit
4	HO-3	2015	2020	Affordable Housing	Island of Kauai	Housing and Special Needs Housing - Homeowner Housing and Special Needs Housing - Rental Housing	CDBG: \$87,500	Direct Financial Assistance to Homebuyers: 125 Households Assisted
5	HO-4	2015	2020	Affordable Housing	Island of Kauai	Housing and Special Needs Housing - Rehabilitation	CDBG: \$87,500	Homeowner Housing Rehabilitated: 5 Household Housing Unit

Sort Order	Goal Name	Start Year	End Year	Category	Geographic Area	Needs Addressed	Funding	Goal Outcome Indicator
6	H-1	2015	2020	Homeless	Island of Kauai	Homeless Needs - Emergency Shelter & Transitional Homeless Needs - Group Home	CDBG: \$87,500	Overnight/Emergency Shelter/Transitional Housing Beds added: 8 Beds
7	H-2	2015	2020	Homeless	Island of Kauai	Homeless Needs - Emergency Shelter & Transitional Homeless Needs - Group Home	CDBG: \$87,500	Overnight/Emergency Shelter/Transitional Housing Beds added: 8 Beds
8	H-3	2015	2020	Homeless	Island of Kauai	Homeless Needs - Supportive Services	CDBG: \$87,500	Homelessness Prevention: 75 Persons Assisted
9	PF-1	2015	2020	Non-Housing Community Development	Island of Kauai	Community Development Needs - Public Facilities	CDBG: \$700,000	Public Facility or Infrastructure Activities other than Low/Moderate Income Housing Benefit: 500 Persons Assisted
10	PF-2	2015	2020	Non-Housing Community Development	Island of Kauai	Community Development Needs - Infrastructure Community Development Needs - Public Facilities	CDBG: \$700,000	Public Facility or Infrastructure Activities other than Low/Moderate Income Housing Benefit: 500 Persons Assisted
11	PS-1	2015	2020	Non-Housing Community Development	Island of Kauai	Community Development Needs - Public Services	CDBG: \$262,500	Public service activities other than Low/Moderate Income Housing Benefit: 200 Persons Assisted

Sort Order	Goal Name	Start Year	End Year	Category	Geographic Area	Needs Addressed	Funding	Goal Outcome Indicator
12	PS-2	2015	2020	Non-Housing Community Development	Island of Kauai	Community Development Needs - Economic Development	CDBG: \$262,500	Jobs created/retained: 12 Jobs
13	FH-1	2015	2020	Non-Housing Community Development	Island of Kauai	Community Development Needs - Fair Housing Needs	CDBG: \$10,000	Public service activities for Low/Moderate Income Housing Benefit: 12 Households Assisted
14	A-1	2015	2020	Administration	Island of Kauai	Community Development Needs - Planning and Admin	CDBG: \$690,000	Other: 2 Other

Table 53 – Goals Summary

Goal Descriptions

1	Goal Name	HR-1
	Goal Description	Use CDBG and HOME funds to finance new construction of rental units.
2	Goal Name	HO-1
	Goal Description	Use CDBG and HOME funds for low-cost financing to assist first-time homeowners purchase existing homes.
3	Goal Name	HO-2
	Goal Description	Invest CDBG and HOME funds to finance housing development sites that are suitable for self-help and turn-key housing.

4	Goal Name	HO-3
	Goal Description	Provide homebuyer education and one-on-one counseling services.
5	Goal Name	HO-4
	Goal Description	Provide low-interest CDBG loans to low/mod households that need rehab to address health and safety issues and energy efficiency.
6	Goal Name	H-1
	Goal Description	Provide CDBG funds to acquire, rehab, or construct emergency shelters for the homeless.
7	Goal Name	H-2
	Goal Description	Provide CDBG and HOME funds to acquire, rehab, or construct rental units to assist working homeless transition to permanent housing.
8	Goal Name	H-3
	Goal Description	Provide funds to support service providers that can assist with outreach and intake, mental health care, substance abuse treatment, childcare, job training, and life skills.
9	Goal Name	PF-1
	Goal Description	Provide funds to remove architectural barriers from parks, recreational and community centers, and other public facilities.
10	Goal Name	PF-2
	Goal Description	Provide funds to acquire, construct, or upgrade public facilities (not to include ADA improvements).
11	Goal Name	PS-1
	Goal Description	Provide funds for new or expanded social service programs.

12	Goal Name	PS-2
	Goal Description	Provide funds to support economic development which create new jobs for low- and moderate-income individuals.
13	Goal Name	FH-1
	Goal Description	Provide funds for education, outreach, and training to housing agency staff, landlords, tenants, non-english or limited-english speaking groups, and the general public. Maintain coordination between federal, state and county agencies.
14	Goal Name	A-1
	Goal Description	Provide appropriate, efficient and effective use of funds for program administration.

Estimate the number of extremely low-income, low-income, and moderate-income families to whom the jurisdiction will provide affordable housing as defined by HOME 91.315(b)(2)

It is estimated that the jurisdiction will provide approximately 134 rental units for low-income and moderate-income families.

SP-50 Public Housing Accessibility and Involvement – 91.215(c)

Need to Increase the Number of Accessible Units (if Required by a Section 504 Voluntary Compliance Agreement)

The inventory of public housing units is owned by the State of Hawai'i. The Hawai'i Public Housing Authority is responsible for restoration and revitalization. Refer to the State of Hawai'i Consolidated Plan for information regarding the need for involvement and accessible public housing.

Activities to Increase Resident Involvements

Refer to State of Hawai'i Consolidated Plan for information pertaining to the Hawai'i Public Housing Authority's strategy for increasing involvement of low- and moderate-income families residing in public housing.

Is the public housing agency designated as troubled under 24 CFR part 902?

N/A

Plan to remove the 'troubled' designation

Refer to State of Hawai'i Consolidated Plan for information pertaining to the Hawai'i Public Housing Authority's plan to remove troubled designation, if applicable.

SP-55 Barriers to affordable housing – 91.215(h)

Barriers to Affordable Housing

In the context of building homes that are affordable, many government regulations are in place to ensure health and safety and to protect natural resources. However, government regulations can work against developing affordable housing. The most common types of regulation that affect housing are building codes, environmental regulations, zoning, land use, impact fees and exactions, fiscal policy and administrative practices. The negative effects from regulation are delays and additional costs to develop. In developing affordable housing, this can directly impact project feasibility.

Strategy to Remove or Ameliorate the Barriers to Affordable Housing

Tax Policy -- No actions or reform steps proposed.

Land Use Controls -- The Housing Agency will support efforts that streamline the planning, zoning and permitting process through the administration of the county's 201-H policy and processing of development exemptions for eligible applicants that develop at least 51% of the total project units as affordable housing.

Affordable Housing Task Force – The Housing Agency will continue to assist private developers through it's the Affordable Housing Task Force. The Task Force consists of representative from county line review agencies and provides a private developer the opportunity to dialogue and receive feedback to help streamline project review time.

Expedited Permitting – The Housing Agency, under authority of the Mayor, will continue to recommend expedited permitting for affordable housing projects. Projects so designated will be given preferential permitting by review agencies.

Fee and Charges -- The Housing Agency will continue to administer requests for waivers of fees and charges allowed for affordable housing pursuant to Kaua'i County Code for building permits, sewer connection fees, environmental impact assessment fees, etc.

Growth Limits -- Continue to support the development of comprehensive planning for the island's communities consistent with the general plan update. Endorse planning principles that integrate reasonable growth principles.

Policies that Affect the Return on Residential Investment -- The county will impose deed restrictions on the transfer of dwelling units according to the minimum requirements of Ordinance No. 860. This deed restriction requires owner occupancy of the units. If the owner wishes to sell their unit within a buyback period, the unit must be first offered to the County at a price determined by a prescribed formula.

SP-60 Homelessness Strategy – 91.215(d)

Reaching out to homeless persons (especially unsheltered persons) and assessing their individual needs

Through the efforts of local agencies, outreach to assess a homeless person's individual need varies. Routinely, the KEO Care-a-Van travels around the island to connect with both individuals and families to provide information on services and offer assistance when needed.

Annually, a Point-in-Time Count is conducted to survey the island's homeless population with the objective to obtain an estimate of each county's sheltered and unsheltered population. The annual count assists with the overall count of homeless individuals and household specific subpopulations, an estimate of the number of homeless singles and persons in households with children, and an estimate of the number of chronically homeless individuals and families according to HUD's definition of chronically homeless. The information collected assists in determining where our greatest needs are and the geographic area in which they are located.

Addressing the emergency and transitional housing needs of homeless persons

Locally, our island has 19 beds for overnight shelter available daily on a first-come, first-served basis. The State is currently moving towards the Housing First model and is slowly drifting away from emergency and transitional shelters. Annually, across the board, there has been a reduction in federal funding for emergency and transitional shelter funding.

The Housing First model works to remove barriers and provides housing as a first step, without preconditions. Once off the street, services are provided and recovery begins. The model is created to assist individuals or families with support and/or social services to sustain and thrive in their new living environment and thus become productive members of their communities.

Helping homeless persons (especially chronically homeless individuals and families, families with children, veterans and their families, and unaccompanied youth) make the transition to permanent housing and independent living, including shortening the period of time that individuals and families experience homelessness, facilitating access for homeless individuals and families to affordable housing units, and preventing individuals and families who were recently homeless from becoming homeless again.

Our island's strategy for preventing homelessness is to provide individuals with services that will both enhance and prevent homelessness. To prevent persons from experiencing homelessness, agencies provide workshop/classes on employment training, interviews and job placement assistance. These skills can greatly improve their options as they seek employment and gain self-confidence. Additionally, to assist those already in housing, but find it difficult to pay for utilities or rent due to the economy, rental

and utility subsidies are available to assist with short term needs. Others offer assistance with college and scholarship application so they are able to pursue higher career opportunities.

With the assistance of these services, individuals and families can learn to become self-sufficient, independent and thriving members of their communities.

Help low-income individuals and families avoid becoming homeless, especially extremely low-income individuals and families who are likely to become homeless after being discharged from a publicly funded institution or system of care, or who are receiving assistance from public and private agencies that address housing, health, social services, employment, education or youth needs

Our island's strategy for preventing homelessness is to provide individuals and families with services that will both enhance and prevent homelessness. To prevent them from experiencing homelessness, agencies provide workshop/classes on employment training, interviews and job placement assistance. These skills will greatly improve their options as they seek employment and gain self-confidence. Additionally, to assist those already in housing, but find it difficult to pay for utilities or rent due to the economy, rental and utility subsidies are available to assist with short term needs. Others offer assistance with college and scholarship application so they are able to pursue higher career opportunities.

SP-65 Lead based paint Hazards – 91.215(i)

Actions to address LBP hazards and increase access to housing without LBP hazards

The State of Hawai'i Department of Health provides health and diagnostic screenings for about one-third of the children who are eligible for the state health insurance program. Less than 1 percent of children screened have elevated blood lead levels. This is a low rate.

The county will continue to address lead based paint to:

- Comply with federal guidelines under 24 CFR 35 for testing and abating lead based paint hazard in projects receiving federal assistance;
- Require owner participation in the Section 8 Rental Assistance program to certify that they will advise the county and tenant family of any lead based paint on the surfaces of houses used to participate in the program;
- Provide each tenant participant in the Section 8 Housing Choice Voucher program and Home Buyer Loan Program with a copy of the Environmental Protection Agency (EPA) bulletin, "Protecting Your Family From Lead In Your Home"; and
- Abate lead based paint on structures undergoing major renovations with financing through governmental programs, such as HOME Investment Partnership Program (HOME) and Community Development Block Grant Program (CDBG) and provide technical assistance in the abatement design and construction process.

How are the actions listed above related to the extent of lead poisoning and hazards?

Implementation of these actions can assist in preventing any possible lead based paint poisoning exposure to families and/or individuals who are participants in any of the County sponsored programs, such as Section 8 Housing Choice Voucher program, and any structures undergoing major renovations that acquires financing through governmental programs, such as HOME and/or CDBG.

How are the actions listed above integrated into housing policies and procedures?

The County lacks funds to instigate a full-scale elimination of this hazard and information on the actual number of the units containing lead based paint hazards is unavailable. Health risks to young children posed by lead based paint in pre-1978 residential dwellings are an important concern.

The Housing Agency provides an informational brochure entitled, "Protecting Your Family From Lead In Your Home" to participants of the Home-Buyer Loan program, Residential Rehabilitation Loan program, and Section 8 Housing Choice Voucher program. Additionally, federal guidelines of 24 CFR 35 are

integrated into housing policies and abatement measures are taken when applicable to residential and commercial structures built prior to 1978.

SP-70 Anti-Poverty Strategy – 91.215(j)

Jurisdiction Goals, Programs and Policies for reducing the number of Poverty-Level Families

The mission of the Department of Human Services (DHS) is to direct resources towards protecting and helping those least able to care for themselves and to provide services designed towards achieving self-sufficiency for clients as quickly as possible.

The goals are as follows:

- Initiate a Housing First Program;
- Provide social services that will strengthen families;
- Provide job training and placement services to help individuals become financially self-sufficient;
- To work in partnership with assisted families, local communities, other state and private agencies;
- Provide staff training and support to both DHS employees and local agencies to do their jobs effectively and efficiently;
- Support services for Veterans.

How are the Jurisdiction poverty reducing goals, programs, and policies coordinated with this affordable housing plan

The jurisdiction's poverty reducing goals, programs, and policies are coordinated with the affordable housing plan by making families more self-sufficient with increases in income and support services. Persons are afforded the opportunity of enhancing their chances and lives by being able to move into stable affordable housing and making them more active members in the community.

To meet the basic needs, DHS administers individual and family financial assistance programs. The financial assistance program provides cash payment to help individuals and families receive basic essentials. The financial assistance programs include Temporary Assistance of Needy Families (TANF), General Assistance (GA), Aid to the Aged, Blind and Disabled (AABD), and Supplemental Nutrition Assistance Program (SNAP).

In addition, to financial assistance DHS arranges for employment and training programs for individuals and families to help them earn enough income to meet their needs. These programs provide evaluation, counseling, training or education, and job placement services.

While employment will help most of these families become self-sufficient, many face a number of barriers to employment (e.g. lack of job skills and work experience, uncertainty of child care resources, and emotional issues). Help in removing such barriers will increase the families' chances of obtaining and maintaining self-sufficiency.

The production and preservation of affordable housing provides housing stability that assists families in their efforts to obtain economic self-sufficiency. The Hawai'i Housing Finance and Development Corporation and the counties will continue to consult with DHS to coordinate and maximize program benefits to poverty level families. The affordable housing strategy will assist to reduce the number of poverty level families.

SP-80 Monitoring – 91.230

Describe the standards and procedures that the jurisdiction will use to monitor activities carried out in furtherance of the plan and will use to ensure long-term compliance with requirements of the programs involved, including minority business outreach and the comprehensive planning requirements

The County monitors all programs (HOME, CDBG, Affordable Housing Tax Credits, etc.) assisted activities in various stages of project implementation, upon completion, and throughout the applicable periods of affordability, which can extend for 20-years or longer. Agreements are executed to impose requirements for the federal assistance provided. The County Housing Agency meets preliminarily with its subrecipients and/or developers to discuss grants and/or contract requirements prior to agreement execution and disbursement of funds. Monitoring includes but not limited to:

Income Monitoring: Semiannual and annual monitoring of tenant files to verify that income eligibility is processed correctly and at required intervals. Monitoring focuses on resolving discrepancies with tenant income verifications, premature unit placements prior to eligibility determination, and missing source documentation. Income monitoring also includes periodic housing quality inspections.

Program Monitoring: Desk review and site monitoring is performed to ensure that fund recipients are complying with grant requirements. Program monitoring may include reviewing files for CDBG national objective compliance, income and program eligibility, job creation and retention records, cash management records, and fair housing compliance.

Subrecipient Monitoring: Subrecipient audit reviews are conducted to monitor administration requirements that apply to the use of federal funds for CDBG activities.

Labor Standards: Laborers and mechanics employed by contractors and subcontractors on construction projects in excess of \$2,000 and financed in whole or in part with CDBG funds, must be paid prevailing wages in accordance with the U.S. Department of Labor prevailing wage rates and fringe benefits. Labor standard monitoring is performed to review weekly contractor payroll to document wage compliance, and includes on-site employee interviews.

Expected Resources

AP-15 Expected Resources – 91.220(c)(1,2)

Introduction

The County does not expect to receive CDBG program income during the PY 2015 Action Plan. The amount available in "Prior Year Resources" reflect the current combined balances from PY 2014 Housing Agency's revolving loan fund activities: 1) Homebuyer Loan Program, 2) Home Purchase Program, and 3) Residential Rehabilitation Revolving Loan Program. The County will make a request to HUD to reprogram or carry over prior year resources to each designated PY 2015 activity. Additionally, all other home sales, ground lease fees and loan repayments generated from County Housing programs will be receipted to the designated activities' revolving fund.

Anticipated Resources

Program	Source of Funds	Uses of Funds	Expected Amount Available Year 1				Expected Amount Available Reminder of ConPlan \$	Narrative Description
			Annual Allocation: \$	Program Income: \$	Prior Year Resources: \$	Total: \$		
CDBG	public - federal	Acquisition Admin and Planning Economic Development Housing Public Improvements Public Services	705,416	0	2,239,849	2,945,265	0	Prior Year Resources reflects the amount available for all remaining revolving loan/fund balances from PY 2014: 1) Homebuyer Loan Program, 2) Home Purchase Program, and 3) Residential Rehabilitation Revolving Loan Program, will be reprogrammed/carried over to PY 2015.

Table 54 - Expected Resources – Priority Table

Explain how federal funds will leverage those additional resources (private, state and local funds), including a description of how matching requirements will be satisfied

Many community non-profit organizations leverage CDBG funds with other private and non-federal public sources. The leveraging of resources and anticipated amounts are identified with the description of CDBG activities that will take place during the program year. Other sources of funds that are potentially available to support the objectives of an annual Action Plan may include: Low-Income Housing Tax Credits, Section 8 Housing Choice Vouchers, Economic Development Initiative, U.S. Department of Agriculture Rural Development programs, private foundations, state CIP funds, and county funds.

If appropriate, describe publically owned land or property located within the jurisdiction that may be used to address the needs identified in the plan

To meet the housing needs of Kauaʻi County, there are various public housing for elderly and families developed with funding or support from federal, state or county resources. The following is a list of county-owned or leased land or property that could meet housing needs identified in the plan:

- 1) Kalepa Village I, II, III, IV - existing; 180 affordable rental units.
- 2) Paʻanau Village I & II - existing; 110 affordable rental units.
- 3) Kanikoʻo (Rice Camp Senior Housing), Phase I - new development; 60-unit affordable rental complex for seniors 62 years or older; tenant occupancy began in March 2015; plans for Phase II are moving forward with construction to start as funding becomes available.
- 4) Lima Ola - 75 acres for workforce housing development; could potentially develop 550 affordable homes of various units types to include single-family detached units, duplexes and small-lot units intended for aging in place; master plan has been completed.
- 5) Kukuiʻula - 11 acres for workforce housing development with 150 units of residential density; land recently acquired.

Discussion

Annual Goals and Objectives

AP-20 Annual Goals and Objectives

Goals Summary Information

Sort Order	Goal Name	Start Year	End Year	Category	Geographic Area	Needs Addressed	Funding	Goal Outcome Indicator
1	HO-1	2015	2020	Affordable Housing	Island of Kauai	Housing and Special Needs Housing - Homeowner	CDBG: \$1,523,033	Homeowner Housing Added: 1 Household Housing Unit Direct Financial Assistance to Homebuyers: 1 Households Assisted
2	HO-3	2015	2020	Affordable Housing	Island of Kauai	Housing and Special Needs Housing - Homeowner Housing and Special Needs Housing - Rental Housing	CDBG: \$10,000	Direct Financial Assistance to Homebuyers: 12 Households Assisted
3	HO-4	2015	2020	Affordable Housing	Island of Kauai	Housing and Special Needs Housing - Rehabilitation	CDBG: \$89,460	Homeowner Housing Rehabilitated: 1 Household Housing Unit
4	PF-1	2015	2020	Non-Housing Community Development	Island of Kauai	Community Development Needs - Public Facilities	CDBG: \$207,803	Public Facility or Infrastructure Activities other than Low/Moderate Income Housing Benefit: 1306 Persons Assisted

Sort Order	Goal Name	Start Year	End Year	Category	Geographic Area	Needs Addressed	Funding	Goal Outcome Indicator
5	PF-2	2015	2020	Non-Housing Community Development	Island of Kauai	Community Development Needs - Infrastructure	CDBG: \$240,718	Public Facility or Infrastructure Activities other than Low/Moderate Income Housing Benefit: 2150 Persons Assisted
6	PS-1	2015	2020	Non-Housing Community Development	Island of Kauai	Community Development Needs - Public Services	CDBG: \$105,812	Public service activities other than Low/Moderate Income Housing Benefit: 155 Persons Assisted
7	A-1	2015	2020	Administration	Island of Kauai	Community Development Needs - Planning and Admin	CDBG: \$139,803	Other: 2 Other
8	FH-1	2015	2020	Non-Housing Community Development	Island of Kauai	Community Development Needs - Fair Housing Needs	CDBG: \$2,000	Other: 60 Other

Table 55 – Goals Summary

Goal Descriptions

1	Goal Name	HO-1
	Goal Description	The County will use "Prior Year Resources" from the Housing Agency's revolving loan fund activities, Homebuyer Loan Program and Home Purchase Program. The County will make a request to HUD to reprogram or carry over the prior year resources, to each designated PY 2015 activity. Additionally, all other home sales, ground lease fees and loan repayments generated from County Housing programs will be receipted to the designated activities' revolving fund.

2	Goal Name	HO-3
	Goal Description	Will provide funds to a HUD-certified organization that will conduct pre-purchase homebuyer education and counseling to low and moderate income persons or household. This activity is linked to the county's homebuyer programs where participants who successfully complete homebuyer education will be eligible to be placed on the Kauai Resident Homebuyer List as potential first-time homebuyers of the county; or privately developed housing units; or the county's mortgage finance programs.
3	Goal Name	HO-4
	Goal Description	The County will use "Prior Year Resources" from the Housing Agency's revolving loan fund activity, Residential Rehabilitation Revolving Loan Program. The County will make a request to HUD to reprogram or carry over the prior year resources to the PY 2015 activity. Additionally, all loan repayments generated from the activity will be receipted to the designated activity's revolving fund.
4	Goal Name	PF-1
	Goal Description	Funds will be used to remove architectural barriers and install ADA accessible curbs, sidewalks and pathways to Hofgaard Park.
5	Goal Name	PF-2
	Goal Description	Funds will be used to construct a shared path between Hoala Road and Rice Street in order to provide ADA access to residents of Kanipo'o (Rice Camp Senior Housing complex) and Lihu'e Court Townhomes, a low to moderate income apartment complex.
6	Goal Name	PS-1
	Goal Description	<p>Love the Journey will use funds to provide a wide range of case management services, planning education, monitoring, advocacy, employment readiness, training and job placement.</p> <p>Women in Need will provide case management and substance abuse classes.</p> <p>Kaua'i Economic Opportunity, Inc. will purchase a delivery van to transport prepared meals to homebound seniors.</p> <p>U-Turn for Christ will purchase a passenger van to transport participants of the Men's Residential Addiction Recovery Program in order to increase their ability to work and volunteer in the community.</p>

7	Goal Name	A-1
	Goal Description	Will provide program management functions to include: administration, coordination, monitoring program activities for progress and compliance, prepare reports, develop agreements with subrecipients, conduct evaluation, training and oversight.
8	Goal Name	FH-1
	Goal Description	To conduct outreach, educate, coordinate, and train the public--Section 8 participants, landlords, tenants, and property management staff in order to increase knowledge and awareness of federal and state fair housing laws.

Projects

AP-35 Projects – 91.220(d)

Introduction

For the program year 2015, the County of Kaua'i proposes to fund four (4) public service projects, one housing project, and two (2) public facility projects for a total of seven (7) activities.

Projects

#	Project Name
1	Case Management Self-Sufficiency & Substance Abuse Relapse Prevention Program
2	Case Management / Relapse Prevention
3	Homeownership Education and Counseling Project
4	KCHA Residential Rehab Loan Program
5	Hofgaard Park ADA Improvements, Construction
6	Hoala Road to Rice Street Shared Use Path
7	General Administration
8	KEO Home Delivered Meals Program
9	Vehicle for Public Service
10	KCHA Homebuyer Loan Program RLF
11	KCHA Home Purchase Program

Table 56 – Project Information

Describe the reasons for allocation priorities and any obstacles to addressing underserved needs

The County does not use a formula for allocating CDBG funds. CDBG funds are allocated through a competitive application which scores and ranks applications for eligibility, project readiness, experience and qualifications, and priorities. Final outcomes for project selection and funding levels are subject to the approval of the mayor and fund appropriation of the County Council. As a result of using this process, the allocation of CDBG funding varies from year to year. Funding cuts pose obstacles to addressing underserved needs. Annual requests for public service funding far exceeds the 15 percent cap. Organizations are forced to decrease the intended amount of participants to serve.

AP-38 Project Summary
Project Summary Information

1	Project Name	Case Management Self-Sufficiency & Substance Abuse Relapse Prevention Program
	Target Area	Island of Kauai
	Goals Supported	PS-1
	Needs Addressed	Community Development Needs - Public Services
	Funding	CDBG: \$30,000
	Description	Case Management Self-Sufficiency & Substance Abuse Relapse Program (\$30,000) will use funds to provide case management and conduct classes to strengthen families, build self-esteem and strong work ethics, become self-sufficient and eliminate the threat of chronic homelessness. The activity is eligible under 24 CFR 570.201(e), matrix code 05. Additionally, this activity meets the CDBG national objective under 24 CFR 570.208(a)(2), Limited Clientele or LMC. Women In Need will obtain data to determine total annual income and family or household size in order to verify that the percentage of low- and moderate- income beneficiaries are at least 51%. This activity is an existing service with quantifiable increase in level of service.
	Target Date	6/30/2016
	Estimate the number and type of families that will benefit from the proposed activities	30 low- and moderate-income persons
	Location Description	3136 Elua Street, Lihue, HI 96766
2	Planned Activities	Case Management Self-Sufficiency & Substance Abuse Relapse Prevention Program - Women In Need - provide case management and classes to strengthen families, build self-esteem and strong work ethics, become self-sufficient and eliminate the threat of chronic homelessness.
	Project Name	Case Management / Relapse Prevention
	Target Area	Island of Kauai
	Goals Supported	PS-1
	Needs Addressed	Community Development Needs - Public Services

	Funding	CDBG: \$26,000
	Description	Case Management / Relapse Prevention (\$26,000) will use funds to provide case management services, planning, education, employment readiness, training and job placement. The activity is eligible under 24 CFR 570.201(e), matrix code 05F. Additionally, this activity meets the CDBG national objective under 24 CFR 570.208(a)(2), Limited Clientele or LMC. Love the Journey will obtain data to determine total annual income and family or household size in order to verify that the percentage of low- and moderate- income beneficiaries are at least 51%. This activity is an existing service with quantifiable increase in level of service.
	Target Date	6/30/2016
	Estimate the number and type of families that will benefit from the proposed activities	80 low- and moderate-income persons.
	Location Description	2970 Kele Street, Suite 110, Lihue, HI 96766
	Planned Activities	Case Management / Relapse Prevention - Love the Journey - provide case management services, planning, education, employment readiness, training and job placement.
3	Project Name	Homeownership Education and Counseling Project
	Target Area	Island of Kauai
	Goals Supported	HO-3
	Needs Addressed	Housing and Special Needs Housing - Rental Housing
	Funding	CDBG: \$10,000

	Description	Homeownership Education & Counseling (\$10,000) will use funds to provide HUD-certified pre-purchase homebuyer education and counseling. This activity is linked to the County's homebuyer programs where participants who successfully complete homebuyer education will be eligible to be placed on the Kauai Resident Homebuyer List as potential first-time homebuyers of County or privately developed housing units or the County mortgage finance programs. The activity is eligible under 24 CFR 570.201(n), matrix code 14. Additionally, this activity meets the CDBG national objective under 24 CFR 570.208(a)(2), Limited Clientele or LMC. Hawaiian Community Assets will obtain data to determine total annual income and family or household size in order to verify that the percentage of low- and moderate- income beneficiaries are at least 51%.
	Target Date	6/30/2016
	Estimate the number and type of families that will benefit from the proposed activities	14 low and moderate income households.
	Location Description	4523 loane Road, Anahola, HI 96703.
	Planned Activities	Homeownership Education and Counseling Project - Hawaiian Community Assets - provide pre-purchase homebuyer education and counseling
4	Project Name	KCHA Residential Rehab Loan Program
	Target Area	Island of Kauai
	Goals Supported	HO-4
	Needs Addressed	Housing and Special Needs Housing - Rehabilitation
	Funding	CDBG: \$72,078

	Description	Kauai County Housing Agency 2015 Residential Rehab Loan Program will use dedicated revolving funds to continue its program that can assist low- to moderate-income families rehab their homes that threaten health and safety. The activity is eligible under 24 CFR 570.202. matrix code 14A. Additionally, this activity meets the CDBG national objective under 24 CFR 570.208(a)(3), low- to moderate-income households or LMH. KCHA will obtain data to determine total annual income and family or household size in order to verify that the percentage of low- and moderate- income beneficiaries are at least 51%.
	Target Date	6/30/2016
	Estimate the number and type of families that will benefit from the proposed activities	1 low- and moderate-income household.
	Location Description	4444 Rice Street, Suite 330, Lihue, HI 96766
	Planned Activities	Residential Rehab Loan Program RLF
5	Project Name	Hofgaard Park ADA Improvements, Construction
	Target Area	Island of Kauai
	Goals Supported	PF-1
	Needs Addressed	Community Development Needs - Public Facilities
	Funding	CDBG: \$207,803
	Description	Hofgaard Park ADA Improvements, Construction (\$207,803) will use funds to remove architectural barriers and install ADA accessible curbs, sidewalks and pathways. This activity is eligible under 24 CFR 570.201 (c), matrix code 03F. Additionally, this activity meets the CDBG national objective under 24 CFR 570.208 (a)(2)(A) LMC presumed benefit, elderly and disabled.
	Target Date	6/30/2016
	Estimate the number and type of families that will benefit from the proposed activities	1306 disabled and elderly persons.
	Location Description	9691 Kaumualii Highway, Waimea, HI 96796
	Planned Activities	Hofgaard Park ADA Improvements, Construction - West Kauai Business and Professional Association - remove architectural barriers and install ADA accessible curbs, sidewalks and pathways.

6	Project Name	Hoala Road to Rice Street Shared Use Path
	Target Area	Island of Kauai
	Goals Supported	PF-2
	Needs Addressed	Community Development Needs - Public Facilities
	Funding	CDBG: \$240,718
	Description	Hoala Road Shared Use Bicycle and Pedestrian Path will use funds to construct a shared use bicycle and pedestrian path between Hoala Road and Rice Street in order to provide ADA access to residents of Lihue Court Townhomes, Kanikoo (also known as Rice Camp) Senior Housing and other area residents. This activity is eligible under 24 CFR570.201 (c), matrix 03L. Additionally, this activity meets the CDBG national objective under 24 CFR 570.208 (a)(1) low to moderate area benefit or LMA.
	Target Date	6/30/2016
	Estimate the number and type of families that will benefit from the proposed activities	2150 low- and moderate-income persons, LM area benefit
	Location Description	Location Description: County of Kauai, 2006-2010 ACS Census Data: District/Tract 15007040500; block group 1 (LM 60; LMU 70; LMPCT 85.71%); block group 2 (LM 415; LMU 1,440; LMPCT 28.82%); block group 4 (LM 1675; LMU 2,570; LMPCT 65.18%). Total LMPCT for the service area benefit is 52.69%.
7	Planned Activities	Hoala Road Shared Use Bicycle and Pedestrian Path - County Department of Public Works - to provide ADA access to residents of Lihue Court Townhomes, Rice Camp Senior Housing and other area residents.
	Project Name	General Administration
	Target Area	Island of Kauai
	Goals Supported	FH-1 A-1
	Needs Addressed	Community Development Needs - Fair Housing Needs Community Development Needs - Planning and Admin
	Funding	CDBG: \$141,083

	Description	Will use funds to provide program management that includes: administration, coordination, training, project implementation, compliance monitoring, evaluation, record-keeping and reporting. This activity is eligible under 24 CFR570.20, matrix 21A. Funds will also be used to conduct outreach, educate, coordinate and train the public: Section 8 participants, landlords, tenants, and property management staff in order to increase knowledge and awareness of federal and state fair housing laws. This activity is eligible under 24 CFR 570.206(c), matrix code 21D. There is no national objective code for fair housing activities.
	Target Date	6/30/2016
	Estimate the number and type of families that will benefit from the proposed activities	2 staff persons.
	Location Description	4444 Rice Street, Suite 330, Lihue, HI 96766
	Planned Activities	General program administration.
8	Project Name	KEO Home Delivered Meals Program
	Target Area	
	Goals Supported	PS-1
	Needs Addressed	Community Development Needs - Public Services
	Funding	CDBG: \$26,000
	Description	KEO Home Delivered Meals Program (\$26,000) will use funds to purchase a delivery van to transport prepared meals to homebound seniors. The activity is eligible under 24 CFR 570.201(e), matrix code 05A. Additionally, this activity meets the CDBG national objective under 24 CFR 570.208 (a)(2)(A) LMC presumed benefit elderly.
	Target Date	6/30/2016
	Estimate the number and type of families that will benefit from the proposed activities	30 low and moderate income persons, presumed benefit, elderly.
	Location Description	2804 Wehe Street, Lihue, HI 96766
	Planned Activities	KEO Home Delivered Meals Program - Kauai Economic Opportunity, Inc. - purchase a delivery van to transport prepared meals to homebound seniors.

9	Project Name	Vehicle for Public Service
	Target Area	
	Goals Supported	PS-1
	Needs Addressed	Community Development Needs - Public Services
	Funding	CDBG: \$23,812
	Description	Vehicle for Public Service (\$23,812) will use funds to purchase a passenger van to transport participants of the Men's Residential Addiction Recovery Program and increase their ability to work and volunteer in the community. The activity is eligible under 24 CFR 570.201(e), matrix code 05. Additionally, this activity meets the CDBG national objective under 24 CFR 570.208 (a)(2)(A) LMC presumed benefit homeless.
	Target Date	6/30/2016
	Estimate the number and type of families that will benefit from the proposed activities	15 low to moderate individuals, presumed benefit, homeless
	Location Description	4503 loane Road, Anahola, HI 96703
	Planned Activities	Vehicle for Public Services - U-Turn for Christ - purchase a passenger van to transport participants of the Men's Residential Addiction Recovery Program and increase their ability to work and volunteer in the community.
10	Project Name	KCHA Homebuyer Loan Program RLF
	Target Area	
	Goals Supported	HO-1
	Needs Addressed	Housing and Special Needs Housing - Homeowner
	Funding	CDBG: \$1,635,394
	Description	Kauai County Housing Agency 2015 Homebuyer Loan Program will use dedicated revolving funds to continue its mortgage financing for low-cost primary or gap loans for first-time homebuyers. The activity is eligible under 24 CFR 570.201(n), matrix code 13. Additionally, this activity meets the CDBG national objective under 24 CFR 570.208(a)(3), low- to moderate-income households or LMH. KCHA will obtain data to determine total annual income and family or household size in order to verify that the percentage of low- and moderate- income beneficiaries are at least 51%.

	Target Date	6/30/2016
	Estimate the number and type of families that will benefit from the proposed activities	1 low- and moderate-income households (KCHA, HBLP).
	Location Description	4444 Rice Street, Suite 330, Lihue, H 96766.
	Planned Activities	Provide low interest, low cost mortgage financing to first-time homebuyers.
11	Project Name	KCHA Home Purchase Program
	Target Area	
	Goals Supported	HO-1
	Needs Addressed	Housing and Special Needs Housing - Homeowner
	Funding	CDBG: \$630,149
	Description	Kauai County Housing Agency 2015 Home Purchase Program will use dedicated revolving funds to continue its program that purchases affordably priced homes on Kauai and to resell to eligible, first-time, low- to moderate-income families by way of the County's 90-year Ground Lease Program. The activity is eligible under 24 CFR 570.201(n), matrix code 13. Additionally, this activity meets the CDBG national objective under 24 CFR 570.208(a)(3), low- to moderate-income households or LMH. KCHA will obtain data to determine total annual income and family or household size in order to verify that the percentage of low- and moderate- income beneficiaries are at least 51%.
	Target Date	6/30/2016
	Estimate the number and type of families that will benefit from the proposed activities	1 low- and moderate-income households
	Location Description	4444 Rice Street, Suite 330, Lihue, H 96766.
	Planned Activities	Acquisition of homes and rehab, if necessary, to resell via the County's Leasehold Program to low and moderate income, first-time homebuyers.

AP-50 Geographic Distribution – 91.220(f)

Description of the geographic areas of the entitlement (including areas of low-income and minority concentration) where assistance will be directed

The County plans to utilize CDBG funds that provide direct benefits to various locations and area-wide benefits for geographic areas of the island designated as low/mod areas. Using the American Community Survey (ACS) on FY2014 LMSID by State - All block groups based on 2006-2010 dataset, the County will qualify low/mod areas where 51% have income at or below 80% of Kauai Median Household Income.

Geographic Distribution

Target Area	Percentage of Funds

Table 57 - Geographic Distribution

Rationale for the priorities for allocating investments geographically

The County does not use a formula for allocating CDBG funds. CDBG funds are allocated through a competitive application which scores and ranks applications for eligibility, project readiness, experience and qualifications, and priorities. Final outcomes for project selection and funding levels are subject to the approval of the mayor and fund appropriation of the County Council. As a result of using this process, the allocation of CDBG funding varies from year to year.

Discussion

Affordable Housing

AP-55 Affordable Housing – 91.220(g)

Introduction

One Year Goals for the Number of Households to be Supported	
Homeless	0
Non-Homeless	0
Special-Needs	0
Total	0

Table 58 - One Year Goals for Affordable Housing by Support Requirement

One Year Goals for the Number of Households Supported Through	
Rental Assistance	0
The Production of New Units	0
Rehab of Existing Units	1
Acquisition of Existing Units	1
Total	2

Table 59 - One Year Goals for Affordable Housing by Support Type

Discussion

The numbers listed above excludes provisions for emergency shelter, transitional shelter or social service programs. However, three organizations that will carry out public service projects will also meet the goal of "transitional housing beds added" through their furlough homes, transitional/group homes.

Kaua'i County will continue to administer programs that are sustainable through revolving funds: Homebuyer Loan Program, Home Purchase Program and Residential Rehabilitation Loan Program.

AP-60 Public Housing – 91.220(h)

Introduction

Actions planned during the next year to address the needs to public housing

Refer to the State of Hawai'i Annual Action Plan.

Actions to encourage public housing residents to become more involved in management and participate in homeownership

The Housing Agency will continue its efforts to outreach and provide information on current housing programs that: 1) offer low cost, low interest loans to eligible first-time homebuyers; 2) provide homebuyer education and counseling classes; and 3) provide opportunities for first-time buyers to purchase their own home via the county's leasehold program.

If the PHA is designated as troubled, describe the manner in which financial assistance will be provided or other assistance

Not applicable.

Discussion

AP-65 Homeless and Other Special Needs Activities – 91.220(i)

Introduction

Kauai Island due to its ability to work cohesively with other agencies has the capacity to leverage their resources and extend their services to specific client needs. This enables social service agencies assist clients with individual needs in their area of expertise, while referring them to other agencies to assist with other needs that may require special attention, and are able to receive assistance through another agency. Special needs services are tailored to clients and therefore, agencies works together to ensure each client receive the necessary services.

Describe the jurisdictions one-year goals and actions for reducing and ending homelessness including

Reaching out to homeless persons (especially unsheltered persons) and assessing their individual needs

The State Homeless Outreach Program provides comprehensive geographic coverage of the state's four counties: O'ahu, Maui, Kaua'i, and Hawai'i. The outreach agencies contracted by the state seek out unsheltered homeless on beaches, in parks, on the streets, and other places where the homeless population congregatse. The unsheltered homeless and at-risk population who might not otherwise receive assistance is provided with basic intake and assessment to identify their individual needs and barriers. The Outreach Program facilitates progress toward a healthier, more stable living condition with the ultimate goal of attaining and retaining permanent housing through self-sufficiency. The agencies are required to:

- Provide outreach and engagement with the unsheltered.
- Address and provide access to basic survival needs, including without limitation: food and/or shelter; medical attention; clothing; supportive services; access to financial and medical benefits; and legal assistance.
- Provide representative payee program services to help the seriously mentally ill to manage their finances.
- Encourage and form open relationships and trust with participants.
- Help participants to implement solutions to address barriers and initiating the transition to permanent housing and self-sufficiency by linking homeless persons with appropriate community services.
- Complete a Vulnerability Index-Service Prioritization Decision Assistance Tool (VI-SPDAT) on each homeless individual and/or family encountered. Neighbor island providers, through Bridging the Gap, have been kept informed and started using the coordinated assessment process.

Addressing the emergency shelter and transitional housing needs of homeless persons

The State Homeless Program funds emergency and transitional shelters with the intent to achieve broad geographic accessibility through the state. Hawai'i's shelters provide a secure environment where individuals and families can stabilize their lives, address their needs and strengthen their economic situation. These facilities provide a broad spectrum of services to address the multiple needs of homeless clients, including substance abuse, mental health and educational services; job and life skills training; and family support.

The state's shelter program requires as the first step, all shelters provide access to basic needs, such as a safe and decent place to sleep, prepared meals and/or food/kitchen facilities, hygiene essentials.

Each shelter performs an intake and assessment on each client that identifies the individual's areas of need. These are then incorporated into a social service plan that focuses on the participant's individual goals, achievement activities, and timeline for completion. The shelters also provide referrals and on-site classes or services to further assist clients in realizing their goals.

The state's homeless shelter program has served 8,574 clients statewide in fiscal year 2014. Of the total 4,669 clients received emergency shelter services; and 4,968 received transitional shelter services. These numbers represent an unduplicated count of clients for each program. Clients who received services from multiple programs were counted in each of the programs in which they participated.

The ultimate goal of exiting to permanent housing was achieved by 31 percent of the clients served by emergency shelters and 68 percent if those served by transitional shelters.

<http://health.hawaii.gov/std-aids/files/2013/05/2013-surveillance-report/pdf>

Helping homeless persons (especially chronically homeless individuals and families, families with children, veterans and their families, and unaccompanied youth) make the transition to permanent housing and independent living, including shortening the period of time that individuals and families experience homelessness, facilitating access for homeless individuals and families to affordable housing units, and preventing individuals and families who were recently homeless from becoming homeless again

Support services are adequately in place to provide guidance and resources for individuals and families transitioning from shelter or transitional housing to permanent housing, or independent living for homeless individuals and their families. Agencies assist with completing applications, rental deposit assistance and financial assistance when available. Agencies also provide job skills training to prepare

them for employment, transportation to interviews and bus passes (when available) to help sustain employment.

Helping low-income individuals and families avoid becoming homeless, especially extremely low-income individuals and families and those who are: being discharged from publicly funded institutions and systems of care (such as health care facilities, mental health facilities, foster care and other youth facilities, and corrections programs and institutions); or, receiving assistance from public or private agencies that address housing, health, social services, employment, education, or youth needs

The State Homeless Programs Division works diligently to seek and provide funds to assist with prevention of homelessness. The Housing First model is currently in its beginning phases on O'ahu, with future plans to implement throughout the neighboring counties. The Housing First model provides housing as a first step, without preconditions. Once off the street, services are provided and recovery begins. The model is created to assist individuals or families with support and/or social services to sustain and thrive in their new living environment and thus becoming productive members of their communities.

Discussion

AP-75 Barriers to affordable housing – 91.220(j)

Introduction:

In the context of building homes that are affordable, many government regulations are in place to ensure health and safety and to protect natural resources. However, government regulations can work against developing affordable housing. The most common types of regulation that affect housing are building codes, environmental regulations, zoning, land use, impact fees and exactions, fiscal policy and administrative practices. The negative effects from regulation are delays and additional costs to develop. In developing affordable housing, this can directly impact project feasibility.

Actions it planned to remove or ameliorate the negative effects of public policies that serve as barriers to affordable housing such as land use controls, tax policies affecting land, zoning ordinances, building codes, fees and charges, growth limitations, and policies affecting the return on residential investment

Tax Policy -- No actions or reform steps proposed.

Land Use Controls -- The Housing Agency will support efforts that streamline the planning, zoning and permitting process through the administration of the County's 201-H policy and processing of development exemptions for eligible applicants that develop at least 51% of the total project units as affordable housing.

Affordable Housing Task Force – The Housing Agency will continue to assist private developers through it's the Affordable Housing Task Force. The Task Force consists of representative from county line review agencies and provides a private developer the opportunity to dialogue and receive feedback to help streamline project review time.

Expedited Permitting – The Housing Agency, under authority of the Mayor, will continue to recommend expedited permitting for affordable housing projects. Projects so designated will be given preferential permitting by review agencies.

Fee and Charges -- The Housing Agency will continue to administer requests for waivers of fees and charges allowed for affordable housing pursuant to Kaua'i County Code for building permits, sewer

connection fees, environmental impact assessment fees, etc.

Growth Limits -- Continue to support the development of comprehensive planning for the island's communities consistent with the general plan update. Endorse planning principles that integrate reasonable growth principles.

Policies that Affect the Return on Residential Investment -- The County will impose deed restrictions on the transfer of dwelling units according to the minimum requirements of Ordinance No. 860. This deed restriction requires owner occupancy of the units. If the owner wishes to sell their unit within a buyback period, the unit must be first offered to the County at a price determined by a prescribed formula.

Discussion:

AP-85 Other Actions – 91.220(k)

Introduction:

Promoting activities within the County brings awareness and education to the public on relevant issues on fair housing. Under the PY 2015 Action Plan, the County will continue to take actions to address obstacles to meet underserved needs, foster and maintain housing, and remove barriers to affordable housing.

Actions planned to address obstacles to meeting underserved needs

To address obstacles, the County will undertake the following actions:

- Leverage federal resources (e.g. Low Income Housing Tax Credits) to increase the supply of rental housing for underserved lower income populations.
- Invest federal resources to maintain the supply of rental housing (e.g. Lihue Court Townhomes) for the underserved lower income populations.
- Invest federal resources (e.g. HOME) to produce low cost rental units for transitional programs for a segment of the island's population preparing for a transition to permanent housing.
- Utilize the County's Fast Track Permitting for Workforce Housing Projects that speed the process in order to accelerate development for new affordable housing.
- Support applications that seek funding by non-profit organizations from other federal sources that are consistent with Consolidated Plan objectives and priorities.

Actions planned to foster and maintain affordable housing

- Provide CDBG loan assistance through the Residential Rehabilitation Loan Program to assist low-income owners preserve housing stock.
- Provide CDBG loan assistance through Home Buyer Loan Program to provide low-cost mortgage loans to low- and moderate-income households.
- Provide CDBG funds to purchase and/or rehabilitate homes to resell to low-and moderate-income households.
- Operate and maintain County's inventory of 160 affordable rental units primarily for low-income households at affordable and stable rents.

Actions planned to reduce lead-based paint hazards

The county will continue to address lead-based paint to:

- Comply with federal guidelines under 24 CFR 35 for testing and abating lead-based paint hazards

- in projects receiving federal assistance;
- Require owner participants in the Section 8 Rental Assistance Program to certify that they will advise the County and tenant-family of any lead-based paint on surface of homes used to participate in the program;
- Provide each tenant participant in the Section 8 Rental Assistance Program, Home Buyer Loan Program and Home Purchase Program with a copy of the EPA Bulletin, "Protect Your Family From Lead in Your Home"; and
- Abate lead-based paint on structures undergoing major renovation with financing through government programs, such as HOME and CDBG, and provide technical assistance in the abatement design and construction process.

Actions planned to reduce the number of poverty-level families

The County will continue to operate a Family Self-Sufficiency (FSS) Program that assists Section 8 Housing Choice Voucher clients develop skills, abilities, and self-confidence needed to find and maintain jobs which pay adequate wages to minimize a need for public assistance.

The County will support services designed towards achieving self-sufficiency:

- Provide funds to non-profit organizations with social services that will strengthen families;
- Make funds available to organizations that provide protective services for children and adults; and
- Provide funds to organizations for job training and placement services to help individuals become financially self-sufficient.

Actions planned to develop institutional structure

The County will utilize the new policy Fast Track Permitting for Workforce Housing Projects that will speed the permitting process on projects with at least 51% affordable housing units.

Actions planned to enhance coordination between public and private housing and social service agencies

The County will continue to provide public meetings in which citizens, agencies and interested parties are encouraged to give input and participate in identifying community needs and strategies. The County will continue to foster relationships with private organizations, businesses, and developers to build partnerships that can initiate and support economic and community development. Additionally, the County will continue to maintain, foster, and find new public agencies and non-profit organizations to ensure that benefits from the CDBG program are delivered to the community.

Discussion:

Program Specific Requirements

AP-90 Program Specific Requirements – 91.220(I)(1,2,4)

Introduction:

The County does not expect to receive CDBG program income during the PY 2015 Action Plan. However, the County has received approximately \$235,000.00 in program income from the Neighborhood Stabilization Program (NSP). Program income generated from the sale of a home in PY 2014 has been credited to the NSP Home Buyer Loan activity and will be used to finance 1 low-cost, low-interest gap loan for an eligible low- to moderate- and middle-income household. All other home sales, ground lease fees and loan repayments generated from County Housing programs will be receipted to the designated activities' revolving fund.

Community Development Block Grant Program (CDBG) Reference 24 CFR 91.220(I)(1)

Projects planned with all CDBG funds expected to be available during the year are identified in the Projects Table. The following identifies program income that is available for use that is included in projects to be carried out.

1. The total amount of program income that will have been received before the start of the next program year and that has not yet been reprogrammed	0
2. The amount of proceeds from section 108 loan guarantees that will be used during the year to address the priority needs and specific objectives identified in the grantee's strategic plan.	0
3. The amount of surplus funds from urban renewal settlements	0
4. The amount of any grant funds returned to the line of credit for which the planned use has not been included in a prior statement or plan	0
5. The amount of income from float-funded activities	0
Total Program Income:	0

Other CDBG Requirements

1. The amount of urgent need activities	0
2. The estimated percentage of CDBG funds that will be used for activities that benefit persons of low and moderate income. Overall Benefit - A consecutive period of one, two or three years may be used to determine that a minimum overall benefit of 70% of CDBG funds is used to benefit persons of low and moderate income. Specify the years covered that include this Annual Action Plan.	100.00%

Discussion:

Attachments

148

AFFIDAVIT OF PUBLICATION

IN THE MATTER OF
Legal Notice

STATE OF HAWAII

City and County of Honolulu

SS.

Doc. Date: MAR - 9 2015 # Pages: 1

Notary Name: Patricia K. Reese First Judicial Circuit

Doc. Description: Affidavit of
Publication

Notary Signature: *Patricia K. Reese* Date: MAR - 9 2015



Rose Rosales being duly sworn, depose and says that she is a clerk, duly authorized to execute this affidavit of Oahu Publications, Inc. publisher of The Honolulu Star-Advertiser, MidWeek, The Garden Island, West Hawaii Today, and Hawaii Tribune-Herald, that said newspapers are newspapers of general circulation in the State of Hawaii, and that the attached notice is true notice as was published in the aforementioned newspapers as follows:

Honolulu Star-Advertiser 0 times on:

MidWeek 0 times on:

The Garden Island 1 times on:

03/09/2015
Hawaii Tribune-Herald 0 times on:

West Hawaii Today 0 times on:

Other Publications: 0 times on:

And that affiant is not a party to or in any way interested in the above entitled matter

Rose Rosales

Subscribed to and sworn before me this 9th day of March A.D. 2015

Patricia K. Reese, Notary Public of the First Judicial Circuit, State of Hawaii

My commission expires: Oct 31 2018

Ad # 0000727167



SP. NO.: I.N.

NOTICE OF PUBLIC HEARING
County of Kauai
Community Development Block Grant (CDBG) Program
Proposed Consolidated Plan (FY 2015-2020)
Draft Citizen Participation Plan

To all Interested Agencies, Groups, Persons:

Notice is hereby given that the County of Kauai will conduct a public hearing to receive public comments to the Consolidated Plan (CP), and the Consolidated Plan (CP) proposed for the period of July 1, 2015 through June 30, 2020.

The County is required to follow a CDBG which describes the policies and procedures for public participation and involvement in the development of the CDBG program, especially among persons of low and moderate income groups.

The purpose of the CP is to have jurisdiction regarding federal CDBG assistance and public works in order to address the needs of low and moderate income families. Based on current funding, the County anticipates receiving approximately \$3.5 million in CDBG funding over the five year CP period.

The CP includes an inventory of existing housing, homelessness, and community development to create funds made available through the CDBG program. The County is required to have its CP approved by the U.S. Department of Housing and Urban Development (HUD). Prior to submitting the final CP to HUD, the County is required to hold a 30-day comment period and public hearing.

Copies of the draft CP and proposed CP are available for public viewing at regional offices and on the County's website at www.kauai.gov.

The public hearing will be held on the following date:

Date: Tuesday, April 7, 2015
Time: 4:30 p.m.
Place: Ulukou Civic Center, PUNA Building, 4444 Moku Grove, Suite 330, Lihue, HI 96786, Kauai County, Hawaii

Interested persons are invited to state their views on the draft CP and proposed CP by visiting the Kauai County Housing Agency, 4444 Rice Street, Suite 330, Lihue, HI 96786, Attn: Keli Gomes, CDBG Coordinator. All comments received by Wednesday, April 8, 2015 will be reviewed and considered prior to submission of the final CP and CP to HUD.

If you need an ASL Interpreter, materials in an alternate format, or other auxiliary aid, please contact Sharon Graham at 241-4422 or sharon@kauai.gov at least seven calendar days before the hearing date.

By Order of the Mayor
Bernard F. Canajoh, Jr.
County of Kauai

(03/12/15) - 3/9/15

Bringing Government to the People

site map | location

symbol for access

Search

KAMA'AINA VISITING GOVERNMENT BUSINESS ESERVICES

Living On Kauai: Comprehensive information for residents of Kauai County

National Weather Service Advisories Watches & Warnings

Bids & Proposals	Boards & Commissions
Community	Construction & Land Use
County Council	Employment
Licenses & Permits	Life's Choices Kauai (Anti-Drug)
Police	Public Works
Public Safety/Emergency Info	Real Property Taxes
Recycling	Transportation

County Calendar County Agencies Job Opportunities County Directory

What's New?

Newest items will appear at the top of the list.

Tuesday, January 13, 2015

ADU Re-certification Deadline

ADU Re-Certification Deadline Feb 17

Thursday, January 08, 2015

Puhi Road Rehabilitation

Presentation Slides from January 6, 2015 Public Information Meeting
Comments and Questions from the September 3, 2014 Meeting

Friday, November 07, 2014

New North Shore Shuttle

North Shore Shuttle Schedule



Kama'aina Menu

- Kama'aina
 - Bus Schedules
 - Calendar of Events
 - Community
 - Construction & Land Use
 - County Job Information
 - Education & Libraries
 - Environment
 - Licenses and Permits

Webcast Meetings



What's Happening

Wednesday, March 11, 2015

Housing Agency seeking public comments

Kauai County Housing Agency is seeking public comments to the draft Citizen Participation Plan and draft Consolidated Plan proposed for the period July 1, 2105 through June 30, 2020.
read more ...

Sunday, February 15, 2015

Next Electronic Waste (eWaste) event March 13 & 14, 2015

Open to businesses and residents for FREE! Drop off obsolete or unwanted electronics. All brands without quantity limits. eWaste only accepted during designated timeframes. Materials left outside of these dates/times are not allowed.

- 2nd Friday/Saturday of the month, 7:45 am - 4:15 pm
- Kauai Resource Center, 346C Ahukini Road (near airport & fronting the Lihue Transfer Station).**
- Staff will assist with offloading

Visit www.kauai.gov/ewaste for

Headlines

Headlines from the last 7 days are listed below. To view the entire contents of any press release, please go to the PIO press releases main page.

3/9/2015 3:15:19 PM - Water conservation request lifted for lower Kapahi area - KAPAA - The water conservation request for the lower Kapahi area has been lifted as of 3 p.m., today. All residents and businesses in the area may return to normal water usage.

3/9/2015 3:14:27 PM - Mayor's State of the County address set for March 16 - LIHUE - The public is invited to attend the State of the County address by Mayor Bernard Carvalho, Jr. on Monday, March 16. The mayor will provide an overview of his fiscal year 2016 budget submittal. The event will hold at the Ilihu Civic Center, Mokuhehe Courtyard, starting at 9 a.m.

3/9/2015 2:45:55 PM - Kekaha Landfill not accepting large commercial loads this afternoon - KEKAHA - Effectively immediately, the Kekaha Landfill will not be accepting large commercial loads due to high winds. The public drop site at the landfill will remain open to residents and small commercial users that normally use the drop site.

3/9/2015 8:27:43 AM - Immediate

3/11/2015

Kauai County - Official website for the government of the County of Kauai, Hawaii

- Permitting Information
- Press Releases
- Public Safety
- Sunshine Markets
- Weather & Surf

Top 10 Kama'aina Pages

Listed below are the top 10 most requested pages within the Kama'aina section of our website for the past 30 days.

1. Press Releases [5985]
2. Weather & Surf [5024]
3. FAQs [3069]
4. County Civil Service Job Opportunities [2531]
5. Permitting Information [2503]
6. County Job Information [1628]
7. Calendar of Events [1628]
8. Licenses and Permits [1493]
9. Sunshine Markets [1490]
10. How to Apply Online [874]

downloadable flyer.

Tuesday, January 27, 2015

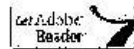
Residential Refuse Collection Assessment

Pay As You Throw (PAYT) is a variable rate program for residential refuse collection service that will go into effect in July 2015! Residents will be given the option to limit their impact on Kauai's landfill by reducing the amount of refuse they throw away and increasing recycling and waste diversion behaviors. Choose between a 66 gallon cart for \$18 p/mo, or a 84 gallon cart for \$40 p/mo. For more information click on the link below...



County Document Access

All available County documents provided to the public will be published in Adobe Acrobat format. The free Acrobat Reader is available for download via the link below. County Public Document Search is available HERE.



If you don't already have an application for reading PDF documents, click here to download Adobe Acrobat Reader.



water conservation request issued for the lower Kapahi area -

KAPAA - The Department of Water (DOW) has issued an immediate water conservation request for the lower Kapahi area until further notice, due to a mechanical issue at the Kapaa tank site. Residents and businesses located on or near Kawaihau Road, below Kaapuni Road and Kapahi Road, are asked to limit water consumption to essential uses only.

3/6/2015 2:17:22 PM - Community-built pavilion completed at Peter Rayno Sr. Park - HANAMAULU -

In spite of yesterday's cool and windy weather, the attendees of the blessing of the Peter Rayno Sr. Park pavilion in Hanamaulu were all smiles. They had come to celebrate the completion of the volunteer-built project and felt exhilarated.

[Terms Of Use](#) | [Privacy Statement](#) | [Disclaimers](#) | [bookmark us](#) | [Printer-Friendly](#) | [Language Translation](#)

[Kama'aina](#) | [Visiting](#) | [Government](#) | [Business](#) | [Services](#) | [Site Search](#) | [Site Map](#) | [A to Z Page Listing](#)

Copyright 2004 - 2015 County of Kauai. All Rights Reserved.



You are here: [Government](#) › [Departments](#) › [Housing Agency](#) › [Draft Consolidated Plan](#)

Menu Controls:

Draft Consolidated Plan

- ☐ Housing Agency
- ☐ Draft Consolidated Plan
- ☐ Fair Housing
- ☐ Housing and Community Development
- ☐ Past Projects
- ☐ Rental Assistance Division

To all Interested Agencies, Groups, Persons:

The County is required to follow a Citizen Participation Plan (CPP), which describes the policies and procedures for citizen participation and involvement in the administration of the Community Development Block Grant (CDBG) program, especially among persons in low- and moderate-income groups.

The purpose of the Consolidated Plan (CP) is to have jurisdictions receiving federal CDBG assistance establish priorities on where to invest CDBG funds to address the needs of low- and moderate-income families. Based on current funding, the County anticipates receiving approximately \$3.5 million in CDBG funding over the five year CP period.

The CP focuses on three areas of concern: housing; homelessness; and community development. To receive funds made available through the CDBG program, the County is required to have its CP approved by the U.S. Department of Housing and Urban Development (HUD). Prior to submitting the final CP to HUD, the County is required to hold a 30-day comment period and public hearing.

Copies of the draft CPP and proposed CP are available for public viewing at the Kauai County Housing Agency located at 444 Rice Street, Suite 330, Lihue and on the County's website.

A Public Hearing will also be held on the following date:

Date: Tuesday, April 7, 2015

Time: 4:30 p.m.

Place: Ili'u'e Civic Center, Pi'ikoi Building, 4444 Rice Street, Suite 330, Lihue, HI 96766, Conference Room B

Interested persons are invited to state their views on the draft CPF and proposed CP by writing to the Kauai County Housing Agency, 4444 Rice Street, Suite 333, Lihue, HI 96766, Attn: Kerri Barros, CDBG Coordinator. All comments received by Wednesday April 8, 2015 will be reviewed and considered prior to submittal of the final CPF and CP to HUD.

If you need an ASL Interpreter, materials in an alternate format, or other auxiliary aid support, please contact Sharon Graham at 241-4427 or sgraham@kauai.gov at least seven calendar days before the hearing date.


Related Documents

Title	Size (Kb)	Created Date
DRAFT Consolidated Plan 2015	3,378.11	3/11/2015

3/11/2015

Kauai County - Draft Consolidated Plan

[Language Translation](#)

Reserved. 

[Kamaaina Meeting](#) [Government](#) [Business](#) [Services](#) [Site Search](#) [Site Map](#) [A to Z Page Listing](#)

<http://www.kauai.gov/Government/Departments/Housing/Agency/DraftConsolidatedPlan/tabid/203/Default.aspx>

2/2

COUNTY OF KAUAI
HOUSING AGENCY

COUNTY COUNCIL

15 APR 10 10:26

COUNTY OF KAUAI

Resolution

No. 2015-28

RESOLUTION AUTHORIZING THE FILING OF THE KAUAI COUNTY 2015 ACTION PLAN (COMMUNITY DEVELOPMENT BLOCK GRANT) WITH THE DEPARTMENT OF HOUSING AND URBAN DEVELOPMENT, UNITED STATES OF AMERICA, FOR A GRANT UNDER TITLE I OF THE HOUSING AND COMMUNITY DEVELOPMENT ACT OF 1974 AND 1987 (PUBLIC LAWS 93-383 AND 100-242), AS AMENDED

WHEREAS, the County of Kauai is required to complete and file an annual Action Plan to the 5-Year Consolidated Plan pursuant to 24 CFR §91.200 describing how federal resources are being invested in achieving priorities for affordable housing, homelessness, and non-housing community development; and

WHEREAS, the Assistant Secretary for Community Planning and Development is authorized to award Community Development Block Grants (hereinafter "CDBG") with the primary objectives of developing viable communities including decent housing and a suitable living environment and expanding economic opportunities, principally for persons of low- and moderate-income; and

WHEREAS, it is required by the United States Department of Housing and Urban Development (hereinafter "HUD") that, in connection with the filing of an application for assistance under the 1974 Housing and Community Development Act, as amended, the applicant shall submit certifications assuring conformance to related rules, regulations, and law; now, therefore,

BE IT RESOLVED BY THE COUNCIL OF THE COUNTY OF KAUAI, STATE OF HAWAII:

1. That Mayor Bernard P. Carvalho, Jr. or his designated representative, is authorized to execute and submit the 2015 Action Plan for the County's 5-Year Consolidated Plan (2015-2020) to HUD that incorporates the County's CDBG application to finance HUD-approved projects for the PY 2015 CDBG Program.

2. That the County Engineer, County Attorney, Director of Planning, Director of Economic Development, Director of Human Resources, Manager and Chief Engineer for the Department of Water, Director of Finance, and Housing Director are authorized to execute and file with such application, assurances or any document required by HUD in connection with the application or projects.

3. That the Housing Agency is authorized to receive and expend SEVEN HUNDRED FIVE THOUSAND, FOUR HUNDRED SIXTEEN AND NO/100 DOLLARS (\$705,416.00) of the County of Kauai's 2015 CDBG allocation for the following projects:

PUBLIC SERVICES

- | | | |
|----|--|-------------|
| a. | Case Management / Relapse Prevention
(Love the Journey)
Provide a wide range of case management services, planning, education, monitoring, advocacy, employment readiness and training, including job placement. | \$26,000.00 |
| b. | Case Management Self-Sufficiency & Substance Abuse
Relapse Prevention Program
(Women In Need)
Provide participants with case management and other resources needed to strengthen families, build self-esteem and strong work ethics, become self-sufficient and eliminate the threat of chronic homelessness. | \$30,000.00 |
| c. | KEO Home Delivered Meals Program
(Kauai Economic Opportunity, Inc.)
Purchase a delivery van to transport prepared meals to homebound seniors. | \$26,000.00 |
| d. | Vehicle for Public Service
(U-Turn for Christ)
Purchase a passenger van to transport participants of the Men's Residential Addiction Recovery Program and increase their ability to work and volunteer in the community. | \$23,812.00 |

HOUSING

- | | | |
|----|---|-------------|
| e. | Homeownership Education and Counseling Project
(Hawaiian Community Assets)
Provide HUD-certified pre-purchase homebuyer education and counseling to low- and moderate-income persons or households. | \$10,000.00 |
|----|---|-------------|

PUBLIC FACILITIES

- | | | |
|----|--|--------------|
| f. | Hofgaard Park ADA Improvements, Construction
(West Kauai Business and Professional Association)
Remove architectural barriers and install ADA accessible curbs, sidewalks and pathways to Hofgaard Park. | \$207,803.00 |
| g. | Ho'ala Road to Rice Street Shared Use Path
(County Department of Public Works)
Construct a shared use bicycle and pedestrian path between Ho'ala Road and Rice Street in order to provide ADA access to residents of Lihu'e Court Townhomes, Rice Camp Senior Housing, and other area residents. | \$240,718.00 |

ADMINISTRATION

- h. Administration (County Housing Agency) \$141,083.00
General program administration, project implementation and oversight, compliance monitoring, evaluation, record-keeping and reporting.

TOTAL FUNDING **\$705,416.00**

4. That to ensure the performance of the County of Kaua'i's CDBG Program in meeting CDBG timeliness regulations at 24 CFR 570.902, should any of the projects listed above not proceed as represented in the CDBG applications, the following alternate project may be funded so long as the project is ready to proceed:

- a. 2015 Home Purchase Program (County Housing Agency) \$400,000.00
Purchase an affordable home and resell to a low- and moderate-income household on the County's Homebuyer List.

5. That should any CDBG funds become available from cancelled or completed projects, or by receipt of program income, such funds may be reprogrammed to any open CDBG Action Plan project in accordance with the requirements of the County's Citizen Participation Plan.

6. That to assist in the County's efforts to comply with the CDBG timeliness regulations, the County may exercise the option to incur pre-award costs pursuant to 24 CFR 570.200(h) of up to \$300,000.00 prior to receiving 2015 CDBG funds from HUD. Any funds used for pre-award costs shall be reimbursed upon receipt of 2015 CDBG funds from HUD. The following project is considered for pre-award: Hofgaard Park ADA Improvements, Construction.

BE IT FURTHER RESOLVED, that the County Clerk is hereby authorized and directed to transmit a true copy of this Resolution to the County Housing Agency for the U. S. Department of Housing and Urban Development.

Introduced by:


JOANN A. YUKIMURA
(By Request)

V:\RESOLUTIONS\2014-2016 TERM\CDBG 2015-JY-AO_lc.doc

	Yes	By	Excused	Refused
Chock	X			
Hooser	X			
Kagawa	X			
Kauneshiro	X			
Kuali'i	X			
Kapono	X			
Yukimura	X			
Total	7	0	0	0

Certificate Of Adoption

We hereby certify that Resolution No. 2015-28 was adopted by the Council of the County of Kaua'i, State of Hawaii, Lihue, Kaua'i, Hawaii, on April 8, 2015.

Deputy 
County Clerk
Dated 04-09-2015


Chairman & Presiding Officer

COUNTY OF KAUAI
HOUSING AGENCY

COUNTY COUNCIL

15 APR 10 AM 10:26

COUNTY OF KAUAI

Resolution

No. 2015-27

**RESOLUTION AUTHORIZING THE FILING OF THE KAUAI COUNTY
2015 ACTION PLAN (HOME INVESTMENT PARTNERSHIPS PROGRAM)
WITH THE DEPARTMENT OF HOUSING AND URBAN DEVELOPMENT,
UNITED STATES OF AMERICA, FOR A GRANT UNDER TITLE II OF THE
CRANSTON-GONZALEZ NATIONAL AFFORDABLE HOUSING ACT
(PUBLIC LAW 101-625), AS AMENDED**

WHEREAS, the County of Kauai is required to complete and file an annual Action Plan to the 5-Year Consolidated Plan pursuant to 24 CFR §91.200 describing how federal resources are being invested in achieving priorities for affordable housing, homelessness, and non-housing community development; and

WHEREAS, the Assistant Secretary for Community Planning and Development is authorized to award HOME Investment Partnership Program Grants (hereinafter "HOME") with the primary objective of expanding the supply of decent, safe, sanitary and affordable housing, principally for very-low and low-income persons; and

WHEREAS, it is required by the United States Department of Housing and Urban Development (hereinafter "HUD") that, in connection with the filing of an application for assistance under the Cranston-Gonzalez National Affordable Housing Act of 1990, as amended, the applicant submit certifications assuring conformance to related rules, regulations, and law; now, therefore,

BE IT RESOLVED BY THE COUNCIL OF THE COUNTY OF KAUAI, STATE OF HAWAII:

1. That Mayor Bernard P. Carvalho, Jr., or his designated representative, is authorized to execute and submit the 2015 Action Plan to the County's 5-Year Consolidated Plan covering years 2015-2020, to aid in the financing of HUD-approved housing projects for the HOME Program.

2. That the Housing Director, County Engineer, County Attorney, Director of Planning, Director of Economic Development, Director of Human Resources, Manager and Chief Engineer for the Department of Water, and Director of Finance, are authorized to execute and file with such application, assurances, or any document required by HUD or State of Hawaii in connection with the Action Plan.

3. That the County Housing Agency is authorized to receive and expend an allocation of FIVE HUNDRED THOUSAND AND NO/DOLLARS (\$500,000.00) in Program Year 2015 HOME funds from prior program years made available by HUD and Hawaii Housing Finance and Development Corporation for the following activity:


- a. Rice Camp Senior Housing - Phase 2 \$500,000.00
(Vitus Development, LLC)
Development financing to construct 80 units of affordable rental housing in Lihue, providing 1-bedroom and 2-bedroom units for senior households at or below 60% of Kauai median income.

TOTAL FUNDING \$500,000.00

4. That should any HOME funds become available from cancelled or completed projects, or through the receipt of program income, such funds may be reprogrammed to any open HOME-assisted Action Plan project in accordance with the County's Citizen Participation Plan.

BE IT FURTHER RESOLVED, that the County Clerk is hereby authorized and directed to transmit a true copy of this Resolution to the County Housing Agency for HUD and Hawaii Housing Finance and Development Corporation.

Introduced by:


JOANN A. YUKIMURA
(By Request)


V:\RESOLUTIONS\2014-2016 TERM\2015-308 2015 Action Plan JY_AO_mn.docx

	Aye	Opp	Excused	Abstained
Chock	X			
Hooser	X			
Kagawa	X			
Kaneshiro	X			
Kuali'i	X			
Raposo	X			
Yukimura	X			
Total	7	0	0	0

Certificate Of Adoption

We hereby certify that Resolution No. 2015-27 was adopted by the Council of the County of Kauai, State of Hawaii, Lihue, Kauai, Hawaii, on April 8, 2015.


Deputy
County Clerk
Dated 04-09-2015


Chairman & Presiding Officer

Grantee SF-424's and Certification(s)

APPLICATION FOR FEDERAL ASSISTANCE

OMB Approval No. 3076-0006

Version 7/03

1. TYPE OF SUBMISSION: Application		2. DATE SUBMITTED 4/21/15	Applicant Identifier
3. DATE RECEIVED BY STATE		State Application Identifier	
4. DATE RECEIVED BY FEDERAL AGENCY		Federal Identifier	

☐ Construction ☐ Construction
☒ Non-Construction ☐ Non-Construction

5. APPLICANT INFORMATION

Legal Name:	Organizational Unit:
County of Kauai	Department:
Organizational DUNS: 115218946	Kauai County Housing Agency
Address:	Division:
Street:	Name and telephone number of person to be contacted on matters involving this application (give area code)
4441 Pine Street Suite 300	Prefix:
City:	Ms. First Name:
Lihue	Middle Name:
County:	Last Name:
Kauai	Barros
State:	Suffix:
Hawaii	
Country:	Email:
USA	khmos@kauai.gov
6. EMPLOYER IDENTIFICATION NUMBER (EIN):	Phone Number (give area code)
9 1 9 1 8 0 0 6 5 8	(808) 241-4435
8. TYPE OF APPLICATION:	Fax Number (give area code)
<input checked="" type="checkbox"/> New <input type="checkbox"/> Continuation <input type="checkbox"/> Revision	(808) 241-6118
If Revision, enter appropriate letter(s) in box(es) (See back of form for description of letters.)	7. TYPE OF APPLICANT: (See back of form for Application Types)
Other (specify) <input type="checkbox"/> <input type="checkbox"/>	B. County:
10. CATALOG OF FEDERAL DOMESTIC ASSISTANCE NUMBER:	Other (specify)
TITLE (Name of Program): Community Development Block Grant Program	9. NAME OF FEDERAL AGENCY:
12. AREAS AFFECTED BY PROJECT (Cities, Counties, States, etc.):	U.S. Department of Housing and Urban Development
CT 101, 102, 103, 404, 406, 408, 407, 408, 400, 040000	11. DESCRIPTIVE TITLE OF APPLICANT'S PROJECT:
13. PROPOSED PROJECT	Case Management/Relapse Prevention; Case Management
Start Date: July 1, 2015 Ending Date: June 30, 2016	Self-Sufficiency & Substance Abuse Relapse Prevention Services; KEO
15. ESTIMATED FUNDING:	Home Delivered Meals Program; Homeownership Education &
a. Federal \$ 705,416	Counseling Project; Vehicles for Public Service; Hoala Road to Rice
b. Applicant \$	Street Shared Use Path; Hoopaard Park ADA Improvements;
c. State \$	Construction, 2015 Home Purchase Program
d. Local \$	14. CONGRESSIONAL DISTRICTS OF:
e. Other \$	a. Applicant b. Project:
f. Program Income \$	2nd Hawaii 2nd Hawaii
g. TOTAL \$ 705,416	16. IS APPLICATION SUBJECT TO REVIEW BY STATE EXECUTIVE ORDER 12372 PROCESS?
18. TO THE BEST OF MY KNOWLEDGE AND BELIEF, ALL DATA IN THIS APPLICATION/PREAPPLICATION ARE TRUE AND CORRECT. THE DOCUMENT HAS BEEN DULY AUTHORIZED BY THE GOVERNING BODY OF THE APPLICANT AND THE APPLICANT WILL COMPLY WITH THE ATTACHED ASSURANCES IF THE ASSISTANCE IS AWARDED.	a. Yes <input type="checkbox"/> THIS PREAPPLICATION/APPLICATION WAS MADE AVAILABLE TO THE STATE EXECUTIVE ORDER 12372 PROCESS FOR REVIEW ON DATE.
a. Authorized Representative	b. No <input checked="" type="checkbox"/> PROGRAM IS NOT COVERED BY F. O. 12372
Prefix Mr. First Name Bernard	<input type="checkbox"/> OR PROGRAM HAS NOT BEEN SELECTED BY STATE FOR REVIEW
Last Name Carvalho	17. IS THE APPLICANT DELINQUENT ON ANY FEDERAL DEBT?
b. Title Mayor, County of Kauai	<input type="checkbox"/> Yes If "Yes" attach an explanation. <input checked="" type="checkbox"/> No
d. Signature of Authorized Representative	
Previous Edition Usable	c. Telephone Number (give area code)
Authorized for Local Reproduction	808-241-4900
	e. Date Signed 5/6/15

Standard Form 424 (Rev. 9-2003)
Prescribed by OMB Circular A-102

CERTIFICATIONS

In accordance with the applicable statutes and the regulations governing the consolidated plan regulations, the County certifies that:

Affirmatively Furthering Fair Housing -- It will affirmatively further fair housing, which means it will conduct an analysis of impediments to fair housing choice within the jurisdiction, take appropriate actions to overcome the effects of any impediments identified through that analysis, and maintain records reflecting that analysis and actions in this regard.

Anti-Displacement and Relocation Plan -- It will comply with the acquisition and relocation requirements of the Uniform Relocation Assistance and Real Property Acquisition Policies Act of 1970, as amended, and implementing regulations at 49 CFR 24; and it has in effect and is following a residential anti-displacement and relocation assistance plan required under section 104(d) of the Housing and Community Development Act of 1974, as amended, in connection with any activity assisted with funding under the CDBG or HOME programs.

A. **Drug-Free Workplace --** It will or will continue to provide a drug-free workplace by:


1. Publishing a statement notifying employees that the unlawful manufacture, distribution, dispensing, possession, or use of a controlled substance is prohibited in the grantee's workplace and specifying the actions that will be taken against employees for violation of such prohibition;
2. Establishing an ongoing drug-free awareness program to inform employees about -
 - (a) The dangers of drug abuse in the workplace;
 - (b) The grantee's policy of maintaining a drug-free workplace;
 - (c) Any available drug counseling, rehabilitation, and employee assistance programs; and
 - (d) The penalties that may be imposed upon employees for drug abuse violations occurring in the workplace.
3. Making it a requirement that each employee to be engaged in the performance of the grant be given a copy of the statement required by paragraph 1;
4. Notifying the employee in the statement required by paragraph 1 that, as a condition of employment under the grant, the employee will -
 - (a) Abide by the terms of the statement; and
 - (b) Notify the employer in writing of his or her conviction for a violation of a criminal drug statute occurring in the workplace no later than five calendar days after such conviction;

5. Notifying the agency in writing, within ten calendar days after receiving notice under subparagraph 4(b) from an employee or otherwise receiving actual notice of such conviction. Employers of convicted employees must provide notice, including position title, to every grant officer or other designee on whose grant activity the convicted employee was working, unless the Federal agency has designated a central point for the receipt of such notices. Notice shall include the identification number(s) of each affected grant;
6. Taking one of the following actions, within 30 calendar days of receiving notice under subparagraph 4(b), with respect to any employee who is so convicted -
 - (a) Taking appropriate personnel action against such an employee, up to and including termination, consistent with the requirements of the Rehabilitation Act of 1973, as amended; or
 - (b) Requiring such employee to participate satisfactorily in a drug abuse assistance or rehabilitation program approved for such purposes by a Federal, State, or local health, law enforcement, or other appropriate agency;
7. Making a good faith effort to continue to maintain a drug-free workplace through implementation of paragraphs 1, 2, 3, 4, 5, and 6.

B. Anti-Lobbying -- To the best of the County's knowledge and belief:

1. No Federal appropriated funds have been paid or will be paid, by or on behalf of it, to any person for influencing or attempting to influence an officer or employee of any agency, a Member of Congress, an officer or employee of Congress, or an employee of a Member of Congress in connection with the awarding of any Federal contract, the making of any Federal grant, the making of any Federal loan, the entering into of any cooperative agreement, and the extension, continuation, renewal, amendment, or modification of any Federal contract, grant, loan, or cooperative agreement;
2. If any funds other than Federal appropriated funds have been paid or will be paid to any person for influencing or attempting to influence an officer or employee of any agency, a Member of Congress, an officer or employee of Congress, or an employee of a Member of Congress in connection with this Federal contract, grant, loan, or cooperative agreement, it will complete and submit Standard Form-LLL, "Disclosure Form to Report Lobbying," in accordance with its instructions; and
3. It will require that the language of paragraphs 1 and 2 of this certification be included in the award documents for all sub-awards at all tiers (including subcontracts, sub-grants, and contracts under grants, loans, and cooperative agreements) and that all sub-recipients shall certify and disclose accordingly.

- C. **Authority of County** -- The submission of the consolidated plan is authorized under County ordinance and the County possesses the legal authority to carry out the programs under the consolidated plan for which it is seeking funding, in accordance with applicable HUD regulations.
- D. **Consistency with plan** -- The housing activities to be undertaken with CDBG and HOME funds are consistent with the strategic plan.
- E. **Section 3** -- It will comply with section 3 of the Housing and Urban Development Act of 1968, and implementing regulations at 24 CFR Part 135.



Signature/Authorized Official

3/4/15

Date

Mayor, County of Kauai
Title

Specific CDBG Certifications

The County certifies that:

Citizen Participation – It is in full compliance and following a detailed citizen participation plan that satisfied the requirements of 24 CFR 91.105.

Community Development Plan – Its consolidated housing and community development plan identifies community development and housing needs and specifics both short-term and long-term community development objectives that provide decent housing, expand economic opportunities primarily for persons of low and moderate income (24 CFR 570.2 and 24 CFR part 570).

Following a Plan – It is following a current consolidated plan that has been approved by IIUD.

Use of Funds – It has complied with the following criteria:

1. **Maximum Feasible Priority.** With respect to activities to be assisted with CDBG funds, it certifies that it has developed its Action Plan so as to give the maximum feasible priority to activities that will benefit low- and moderate-income families or aid in the prevention or elimination of slums or blight. The Action Plan may also include activities which the grantee certifies are designed to meet other community development needs having particular urgency because existing conditions pose a serious and immediate threat to the health or welfare of the community and other financial resources are not available;
2. **Overall Benefit.** The aggregate use of CDBG funds, including section 108 guaranteed loans, during the program years of 2010-2015, shall principally benefit low-and moderate-income in a manner that ensures that at least 70 percent of the amount is expended for activities that benefit such persons during the designated period;
3. **Special Assessment.** It will not attempt to recover any capital costs of public improvements assisted with CDBG funds, including Section 108 loan guaranteed funds by assessing any amount against properties owned and occupied by persons of low- and moderate-income, including any fee charged or assessment made as a condition of obtaining access to such public improvements. However, if CDBG funds are used to pay the proportion of a fee or assessment that relates to the capital costs of public improvements (assisted in part with CDBG funds) financed from other revenue sources, an assessment or charge may be made against the property with respect to the public improvements financed by a source other than CDBG funds. The jurisdiction will not attempt to recover any capital costs of public improvements assisted with CDBG funds, including Section 108, unless CDBG funds are used to pay the proportion of fee or assessment attributable to the capital costs of public improvements financed from other revenue sources. In this case, an assessment or charge may be made against the property with respect to the public improvements financed by a source other than CDBG funds. Also, in the case of properties owned and occupied by moderate-income (not low-income) families, an assessment or charge may be made against the property for public improvements financed by a source other than CDBG funds if the jurisdiction certifies that it lacks CDBG funds to cover the assessment.


Excessive Force -- The County has adopted and is enforcing:

1. A policy prohibiting the use of excessive force by law enforcement agencies within its jurisdiction against any individuals engaged in non-violent civil rights demonstrations; and
2. A policy of enforcing applicable State and local laws against physically barring entrance to or exit from, a facility or location that is the subject of such non-violent civil rights demonstrations within its jurisdiction.

Compliance with Anti-discrimination laws -- The grant will be conducted and administered in conformity with title VI of the Civil Rights Act of 1964 (42 U.S.C. 2000d), the Fair Housing Act (42 U.S.C. 3601-3619), and implementing regulations.

Lead-based Paint -- Its activities concerning lead-based paint will comply with the requirements of 24 CFR Part 35, subparts A, B, K, and R;

Compliance with Laws -- It will comply with applicable laws.


Signature/Authorized Official

3/6/15
Date

Mayor, County of Kauai
Title

APPENDIX TO CERTIFICATIONS

INSTRUCTIONS CONCERNING LOBBYING AND DRUG-FREE WORKPLACE REQUIREMENTS:

A. Lobby Certification

This certification is a material representation of fact upon which reliance was placed when this transaction was made or entered into. Submission of this certification is a prerequisite for making or entering into this transaction imposed by section 1352, title 31, U.S. Code. Any person who fails to file the required certification shall be subject to a civil penalty of not less than \$10,000 and not more than \$100,000 for each such failure.

B. Drug-Free Workplace Certification

1. By signing and/or submitting this application or grant agreement, the grantee is providing the certification.
2. The certification is a material representation of fact upon which reliance is placed when the agency awards the grant. If it is later determined that the grantee knowingly rendered a false certification, or otherwise violates the requirements of the Drug-Free Workplace Act, ITDD, in addition to any other remedies available to the Federal government, may take action authorized under the Drug-Free Workplace Act.
3. Workplaces under grants, for grantees other than individuals, need not be identified on the certification. If known, they may be identified in the grant application. If the grantee does not identify the workplaces at the time of application, or upon award, if there is no application, the grantee must keep the identity of the workplace(s) on file in its office and make the information available for Federal inspection. Failure to identify all known workplaces constitutes a violation of the grantee's drug-free workplace requirements.
4. Workplace identifications must include the actual address of buildings (or parts of buildings) or other sites where work under the grant takes place. Categorical descriptions may be used (e.g., all vehicles of a mass transit authority or State highway department while in operation, State employees in each local unemployment office, performers in concert halls or radio stations).
5. If the workplace identified to the agency changes during the performance of the grant, the grantee shall inform the agency of the changes(s), if it previously identified the workplaces in question (see paragraph three).
6. The grantee may insert in the space provided below the site(s) for the performance of work done in connection with the specific grant:

Place of Performance (Street address, city, county, state, zip code)

Love the Journey, 2970 Kala Street, Ste 110, Lihue, HI 96766

Women In Need, 3136 Elua Street, Lihue, HI 96766

Kauai Economic Opportunity, Inc., 2804 Wehe Street, Lihue, HI 96766

U-Turn for Christ, 4523 Ioane Road, Anahola, HI 96703

County of Kauai, Dept. of Public Works, 4444 Rice Street, Ste 175, Lihue, HI 96766

Kauai County Housing Agency, 4444 Rice Street, Ste 330, Lihue, HI 96766

Hawaiian Community Assels, 4523 Ioane Road, Anahola, HI 96703

West Kauai Business & Professional Association, 9691 Kaunualii Hwy Waimoa, HI 96796

Check ☐ if there are workplaces on file that are not identified here.

The certification with regard to the drug-free workplace required by 24 CFR part 24, subpart P.

7. Definitions of terms in the Non-procurement Suspension and Debarment common rule and Drug-Free Workplace common rule apply to this certification. Grantees' attention is called, in particular, to the following definitions from these rules:

"Controlled substance" means a controlled substance in Schedules I through V of the Controlled Substances Act (21 U.S.C. 812) and as further defined by regulation (21 CFR 1308.11 through 1308.15);

"Conviction" means a finding of guilt (including a plea of nolo contendere) or imposition of sentence, or both, by any judicial body charged with the responsibility to determine violations of the Federal or State criminal drug statutes;

"Criminal drug statute" means a Federal or non-Federal criminal statute involving the manufacture, distribution, dispensing, use, or possession of any controlled substance;

"Employee" means the employee of a grantee directly engaged in the performance of work under a grant, including: (i) All "direct charge" employees; (ii) all "indirect charge" employees unless their impact or involvement is insignificant to the performance of the grant; and (iii) temporary personnel and consultants who are directly engaged in the performance of work under the grant and who are on the grantee's payroll. This definition does not include workers not on the payroll of the grantee (e.g., volunteers, even if used to meet a matching requirement; consultants or independent contractors not on the grantee's payroll; or employees of subrecipients or subcontractors in covered workplaces)

Appendix - Alternate/Local Data Sources