

## Application Guide

### County of Kaua'i

#### Community Development Block Grant (CDBG) PY 2024

## How to Create an Account in the Applicant Portal

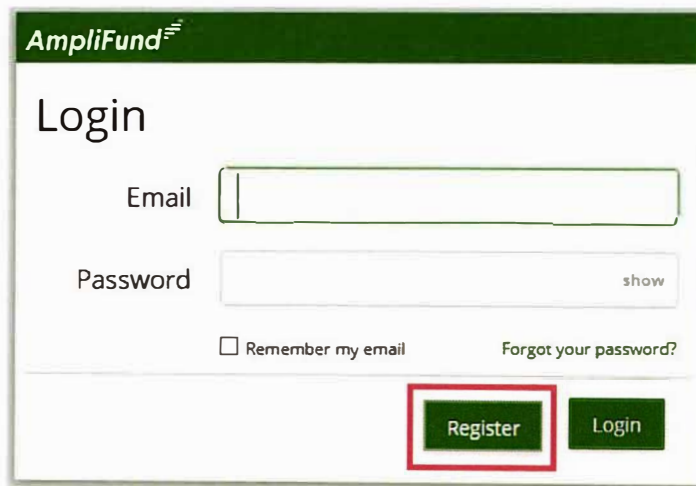
The first time you access an opportunity through the Applicant Portal, you will be prompted to create a login and password.

1. Locate and click on the **Log In** button in the top right-hand corner

### Community Development Block Grant (CDBG) PY 2024

[Print](#)[Help](#)[Download](#)[Save](#)[Apply](#)[Opportunity Information](#)

2. You will be brought to a page that asks you to either **Register** or **Login**
  - a. If you do not already have an AmpliFund username and password, click **Register**
  - b. If you have already started an application or have an existing AmpliFund username and password, click **Login**



3. Upon clicking **Register**, you will be brought to a Registration page, with three basic sections allowing you to input your email, password, and basic contact and organization information

4. In the User Information section, please enter your Email Address, and create a Password. Once you enter a Password you will have to type it again to confirm

## Create New Account

If you have already registered, please click [here](#) to login.

### User Information

Email Address\*

Role Administrator

Password\*

Confirm Password\*

5. In the Contact Information section, only the First Name and Last Name fields are required, however feel free to include as much information as desired.

### Contact Information

First Name\*

Middle Name

Last Name\*

Suffix

Title

Address Line 1

Address Line 2

City

State/Province

Postal Code

Phone Number

6. In the Organization Information section, please complete any required fields pertaining to your organization or the organization you are applying on behalf of.

### Organization Information

Same as above ☐

Organization Name\*

Organization Type\* Other ▼

Email Address\*

Website

Address Line 1\*

Address Line 2

City\*

State/Province\*

Postal Code\*

Phone Number

7. Once all required fields are completed in all three sections, please click the green Register button to proceed to apply!

**Register**

Note: If you chose Register, you will be brought back to the County of Kaua'i Community Development Block Grant (CDBG) PY 2024 program page upon completing registration. Once again, click the Apply button to begin the application.

## Accessing an In-Progress Application and Checking an Application’s Status

Community Development Block Grant (CDBG) PY 2024

1. Follow the Application Link and Login with your already created account Username and Password.

If you forget your password, simply click on Forgot Your Password? and follow the instructions.

AmpliFund

Login

Email

Password

show


☐ Remember my email

[Forgot your password?](#)

Register

Login

2. After logging in, you are taken to the Opportunity Details. Click on the County of Kaua'i State of Hawaii logo.




Community Development Block Grant (CDBG) PY 2024

Opportunity Information

Title	Community Development Block Grant (CDBG) PY 2024
Description	The primary purpose of the Community Development Block Grant (CDBG) is to assist in the development and improvement of the community environment. The grant is used to fund a variety of projects, including the construction of new housing, the renovation of existing housing, and the improvement of public facilities. The grant is also used to fund a variety of other community development projects, such as the construction of new parks, the renovation of existing parks, and the improvement of public facilities.

3. After clicking on the logo, you will be taken to the Applications window. In this view you will see any applications that have been started, have been submitted, and be able to see if a submitted application has been Approved or Denied.
4. To resume filling out an application, simply click on the Name of the Application.

## Applications

Application Name	Submission Status	Funder Name	Title	Opportunity Status
Community Development Block Grant (CDBG) 	Unsubmitted	County of Kaua'i	Community Development Block Grant (CDBG) PY 2022	Open

5. You will find the current status of the application under the Submission Status column.

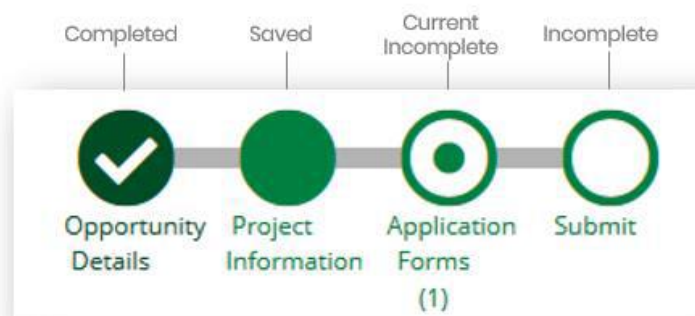
Unsubmitted – An Application has been started but is not submitted. If the application is not submitted before the Application window closes, it will not be considered for funding.

Submitted – An Application has been completed and submitted successfully.

Approved – An Application has been approved for funding.

Denied – An Application has been denied and will not receive funding.

The application progress is displayed at the top of every page. You can also navigate to any page in the application by clicking the icon above the page's name in the progress bar. If a page is required for submission, an asterisk will appear next to the page name in the progress bar.



Completing the Project Information Section

Community Development Block Grant (CDBG) PY 2024



Application Information section

- 1. Enter a name for your application in the **Application Name** field. The Application Name can be the name of your proposed program and/or the name of the organization you are applying with
- 2. Enter an amount in the **Total Amount of Award Requested** field.
  - a. Note: Award Amount entered here will not be indicative of final award. That will be determined by the County of Kaua'i.

Application Information

Application Name\*

How much are you requesting from the funder?

Award Requested\*

Total Award Budget    \$0.00

Primary Contact section

The fields in the Primary Contact section will auto-fill with the details provided from when you registered. If you are completing this application on behalf of an organization or if the Primary Contact person is someone other than yourself, populate the correct Name and details in the required fields.

\*Fields marked with an asterisk are required

- 1. Enter the first and last name of the Primary Contact person in the Name field
- 2. Enter the email address of the Primary Contact person in the Email Address field
- 3. Enter the number and street name in the Address Line 1 field
- 4. Populate the City, State/Province and Postal Code fields accordingly
- 5. Once all required fields are populated, please click Mark as Complete

Note: In order to successfully submit an application, all sections must be marked as Complete

- 6. To move on to the next section of the application, click Save and Continue

Completing the Application Forms Section

Community Development Block Grant (CDBG) PY 2024



The Application Forms section contains one (1) form:

Forms

HelpDownloadSave & Continue

Name	Status	Print
Community Development Block Grant PY	New	

<<

<

1

>

>>

25 items per page

1 - 1 of 1 items

Save & Continue


- Click on the form and complete the application per the instructions, and then **Mark as Complete** when finished
- If you have partially completed an application form and wish to save changes and return later, please click the **Save** button on the bottom of the form you are working on

The 'Status' column indicates the progress of each application form

- New: Application Form has not yet been clicked on. All forms will appear as 'New' the first time you access the application
- In Progress: Application Form has been partially completed, and Saved
- Complete: All required fields have been entered on an Application Form, and the form has been Marked as Complete

The Application Form must be "Marked as Complete" in order to successfully submit an application

## Eligible to Submit Application:

Forms 

Help

Download

Save & Continue

Name	Status	Print
Community Development Block Grant PY	Complete	






25 items per page
1 - 1 of 1 items

Save & Continue

## Not Eligible to Submit Application

Forms

Help

Download

Save & Continue

Name	Status	Print
Community Development Block Grant PY	In Progress	





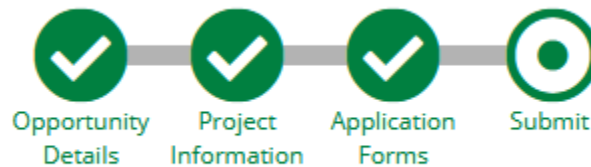

25 items per page
1 - 1 of 1 items

Save & Continue



## Submitting your Application

### Community Development Block Grant (CDBG) PY 2024



When you are ready to submit your application, click on the Submit button at the top of the page

From the Submit page, you will be able to:

- Download and Review your completed application before or after submission
- Jump to any of the application sections to review your answers by utilizing the timeline at the top of the page
- Submit your application

### How to Download and Review your Application

- Click the green **Review** button to download a PDF of your completed application

### How to Submit Application

- In order to Submit your application to the County of Kaua'i, all sections and application forms must be **Marked as Complete**.
- You can verify that all sections and application forms have been Marked as Complete by referencing the timeline at the top of page and ensuring there is a check in each section
- When all sections have been Marked as Complete, submit your application by clicking on the green Submit button

**NOTE: ONCE AN APPLICATION HAS BEEN SUBMITTED, NO CHANGES CAN BE MADE TO ANY PART OF THE APPLICATION OR THE APPLICATION FORMS**

### Successful Submission

- Once you have successfully submitted your application, a success message will appear on your screen and you will receive an email notifying you of the date and time of your submission
- Once the application has been submitted, no changes can be made to the application, but it can be accessed and viewed at any time by logging back into the Applicant Portal at

<https://gotomygrants.com>

## Success!

You have submitted your application.

Download your completed application by selecting the "Application" button below.

To return to the main screen with all of your applications, select the "Exit" button.



 Application

Exit